

Backstop® NTX™
Air/Water-Resistive Barrier



High Performance, Polymer-Based, Noncementitious
Water-Resistive Membrane and Air Barrier

DS840

Backstop® NTX™
Air/Water-Resistive Barrier
Installation Details

Table of Contents

Detail

SHEATHING JOINT AND FASTENER TREATMENT	AWB 1
CEMENT PLASTER/STONE VENEER OVER LATH	AWB 2
RAINSCREEN FURRED SIDING	AWB 3
INSIDE CORNER	AWB 4
OUTSIDE CORNER	AWB 5
OPENING PREPARATION	AWB 6
OPENING PREPARATION - TREMCO DYMONIC 100 OPTION	AWB 6a
FLOOR LINE BRICK SHELF SUPPORT TRANSITION	AWB 7
VERTICAL EXPANSION JOINT	AWB 8
BRICK SHELF	AWB 9
TERMINATION AT FOUNDATION	AWB 10
SILL	AWB 11
WINDOW HEAD	AWB 12
FLOOR LINE FLASHING	AWB 13
PARAPET/VERTICAL WALL INTERSECTION	AWB 14
TERMINATION AT WATERPROOF DECK	AWB 15
BRICK CONNECTOR TREATMENT	AWB 16
CLADDING TRANSITION (A)	AWB 17
CLADDING TRANSITION (B)	AWB 18
TRANSITION AT FOUNDATION WALL	AWB 19
TRANSITION AT FOUNDATION WALL - TREMCO WATERPROOFING OPTION	AWB 19a
ROOF VERTICAL WALL TRANSITION	AWB 20
ROOF SCUPPER	AWB 21
PENETRATIONS	AWB 22
TRANSITION AT ROOF PARAPET/EDGE	AWB 23

NOTE:


DRYVIT MAKES NO REPRESENTATION REGARDING CONFORMITY OF ITS SUGGESTIONS TO MODEL BUILDING CODES, ENGINEERING CRITERIA, SPECIFIC APPLICATIONS, OR PROJECT LOCATIONS. ALL COMPONENTS INDICATED IN ILLUSTRATIONS, AS WELL AS OTHERS THAT MAY BE REQUIRED FOR THE INTEGRITY OF THE SYSTEM SHALL BE DESIGNED, DETAILED, AND ENGINEERED BY REPRESENTATIVES OF THE ARCHITECT, OWNER, OR CONTRACTOR TO BE IN CONFORMANCE WITH MODEL CODES, ARCHITECTURAL, AND ENGINEERING REQUIREMENTS PERTAINING TO SPECIFIC BUILDING PROJECTS.

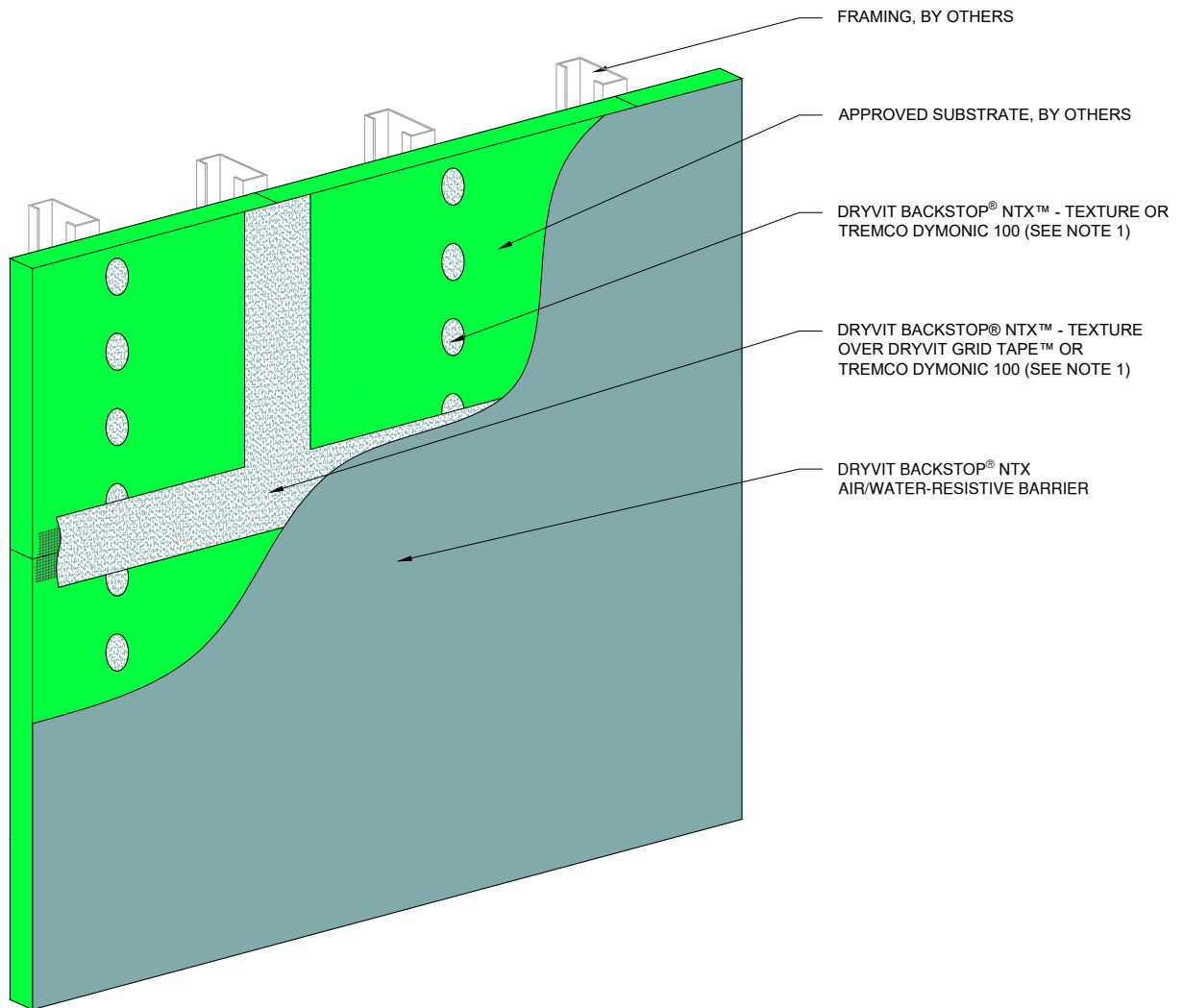
DRYVIT MAKES NO WARRANTY, EXPRESSED OR IMPLIED, AS TO THE ARCHITECTURAL DESIGN, ENGINEERING, OR WORKMANSHIP OF PROJECTS UTILIZING DRYVIT SYSTEMS OR PRODUCTS.

THE LIABILITIES OF DRYVIT SHALL BE AS STATED IN THE DRYVIT STANDARD WARRANTY. CONTACT DRYVIT FOR A FULL AND COMPLETE COPY OF THE WARRANTY.

This detail is for general informational purposes, only. The project design professional determines, in its sole discretion, whether this detail or a functionally equivalent detail is best suited for the project with respect to any architecture, engineering, and design requirements, including any local building code requirements. If this document is not reviewed and the product is not approved for use by a licensed design professional, the customer agrees that the detail may contain substantive flaws requiring correction, and hereby releases Tremco CPG Inc. from any and all liability related to the design and installation of the product. This detail is subject to change without notice. Contact Tremco to ensure you have the most recent version.

Backstop® NTX™ Air/Water-Resistive Barrier

 Dryvit Technical Support: 800-556-7752	Detail: Table of Contents				File Name:		 Construction Products Group
	Drawn by: HDE	Checked by: CW	Scale: NTS	Date: 10/10/2023	Table of Contents		
www.tremcocpg.com							





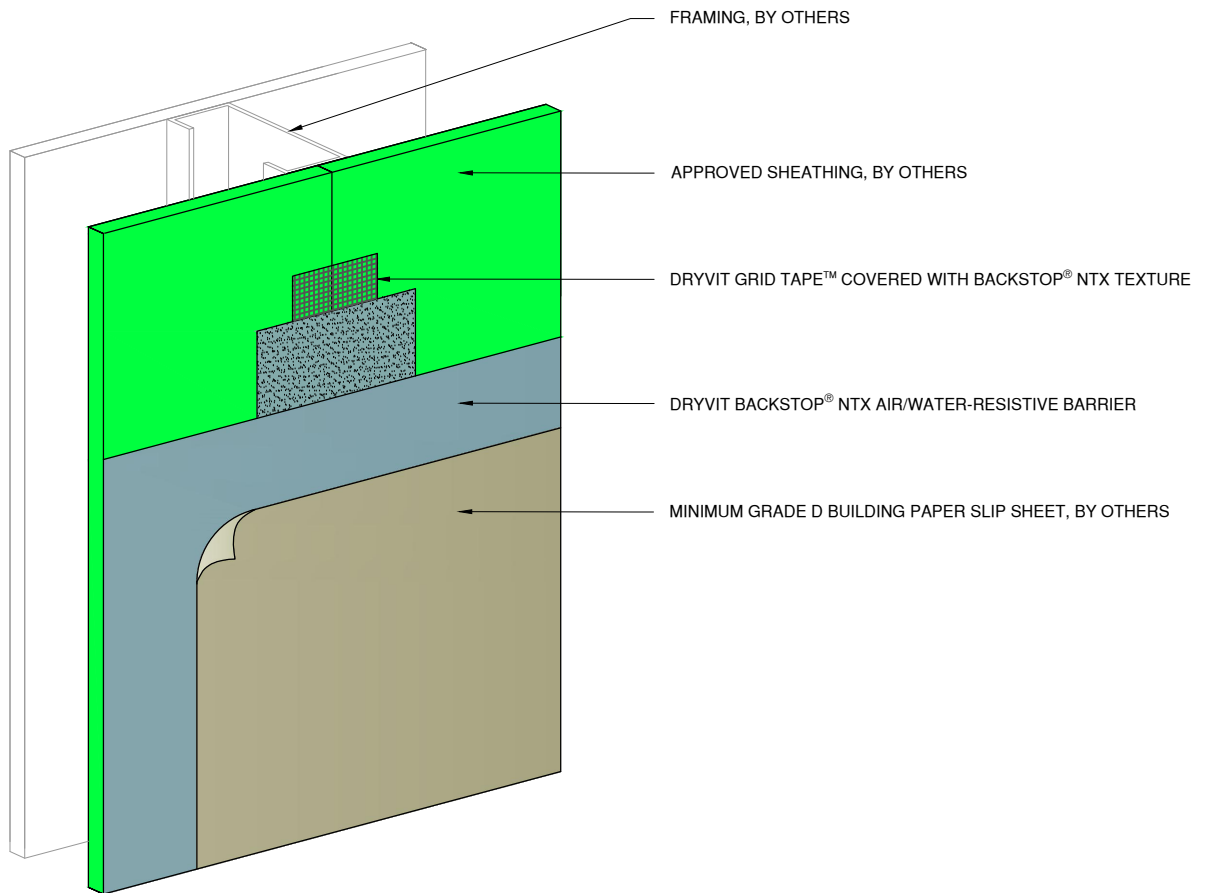
NOTE:

1. REFER TO PRODUCT DATA SHEETS FOR SPECIFIC APPLICATION METHODS.

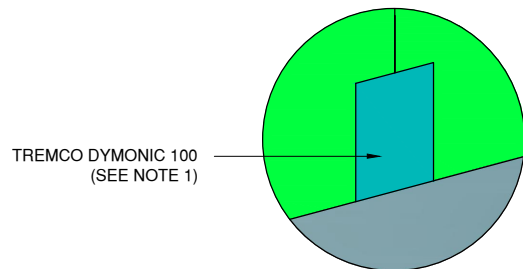
This detail is for general informational purposes only. The project design professional determines, in its sole discretion, whether this detail or a functionally equivalent detail is best suited for the project with respect to any architecture, engineering, and design requirements, including any local building code requirements. If this document is not reviewed and the product is not approved for use by a licensed design professional, the customer agrees that the detail may contain substantive flaws requiring correction, and hereby releases Tremco CPG Inc. from any and all liability related to the design and installation of the product. This detail is subject to change without notice. Contact Tremco to ensure you have the most recent version.

Backstop® NTX™ Air/Water-Resistive Barrier

 Dryvit Technical Support: 800-556-7752	Detail: Sheathing Joint and Fastener Treatment				File Name:	
	Drawn by: HDE	Checked by: CW	Scale: NTS	Date: 10/10/2023	AWB 1	
www.tremcocpg.com						
					 Construction Products Group	



TREMCO DYMONIC 100 OPTION





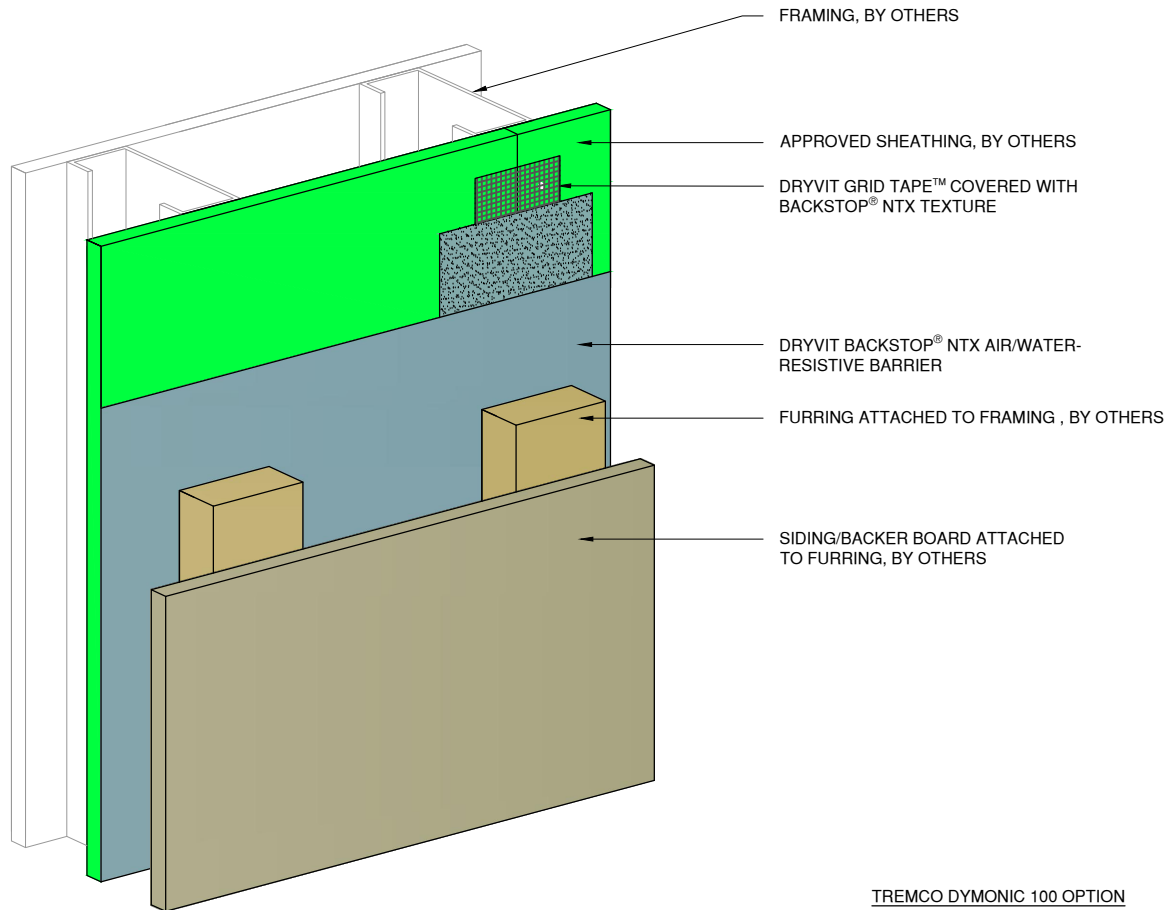
NOTE:

1. REFER TO PRODUCT DATA SHEETS FOR SPECIFIC APPLICATION METHODS.

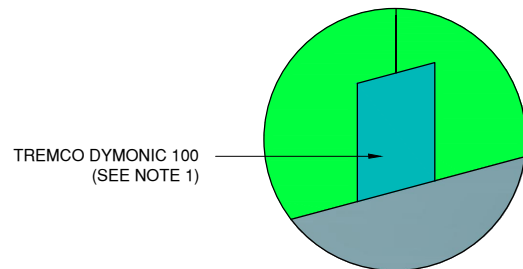
This detail is for general informational purposes only. The project design professional determines, in its sole discretion, whether this detail or a functionally equivalent detail is best suited for the project with respect to any architecture, engineering, and design requirements, including any local building code requirements. If this document is not reviewed and the product is not approved for use by a licensed design professional, the customer agrees that the detail may contain substantive flaws requiring correction, and hereby releases Tremco CPG Inc. from any and all liability related to the design and installation of the product. This detail is subject to change without notice. Contact Tremco to ensure you have the most recent version.

Backstop® NTX™ Air/Water-Resistive Barrier

 Dryvit Technical Support: 800-556-7752	Detail: Cement Plaster/Stone Veneer Over Lath			File Name:		 Construction Products Group
	Drawn by: HDE	Checked by: CW	Scale: NTS	Date: 10/10/2023	AWB 2	
www.tremcocpg.com						



TREMCO DYMONIC 100 OPTION





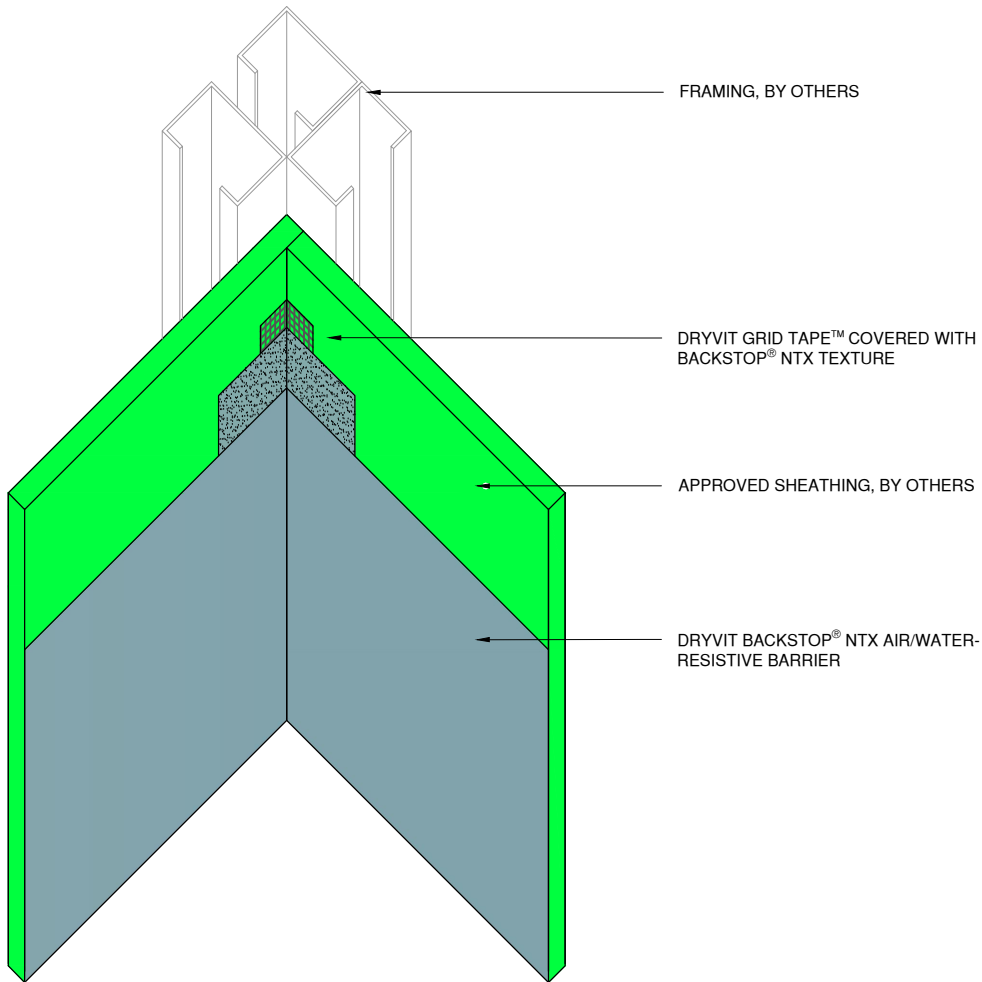
NOTE:

1. REFER TO PRODUCT DATA SHEETS FOR SPECIFIC APPLICATION METHODS.

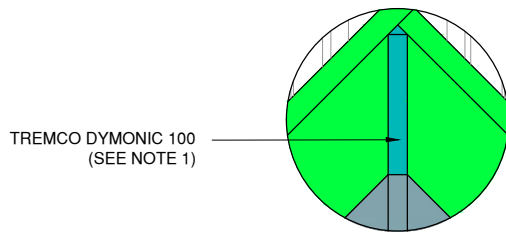
This detail is for general informational purposes only. The project design professional determines, in its sole discretion, whether this detail or a functionally equivalent detail is best suited for the project with respect to any architecture, engineering, and design requirements, including any local building code requirements. If this document is not reviewed and the product is not approved for use by a licensed design professional, the customer agrees that the detail may contain substantive flaws requiring correction, and hereby releases Tremco CPG Inc. from any and all liability related to the design and installation of the product. This detail is subject to change without notice. Contact Tremco to ensure you have the most recent version.

Backstop® NTX™ Air/Water-Resistive Barrier

 Dryvit Technical Support: 800-556-7752	Detail: Rainscreen Furred Siding				File Name:		 Construction Products Group
	Drawn by: HDE	Checked by: CW	Scale: NTS	Date: 10/10/2023	AWB 3		
www.tremcocpg.com							



TREMCO DYMONIC 100 OPTION





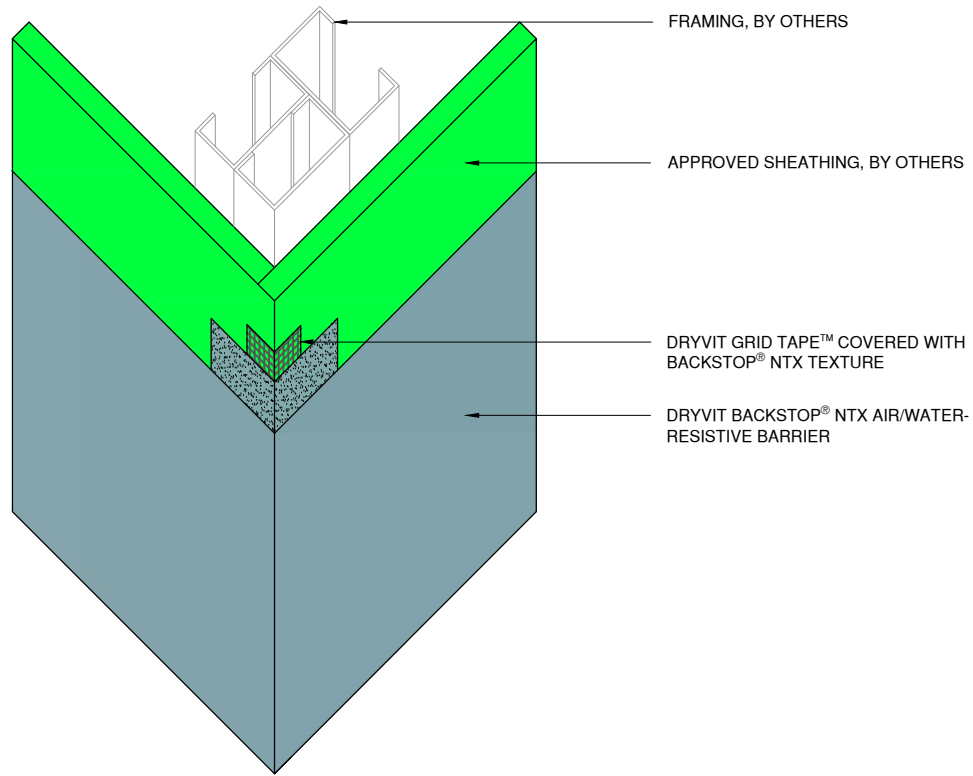
NOTE:

1. REFER TO PRODUCT DATA SHEETS FOR SPECIFIC APPLICATION METHODS.

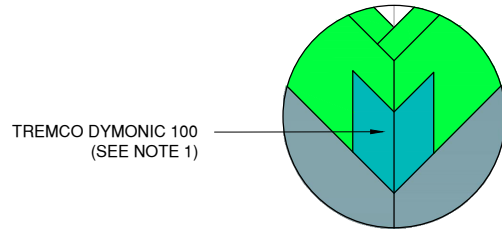
This detail is for general informational purposes only. The project design professional determines, in its sole discretion, whether this detail or a functionally equivalent detail is best suited for the project with respect to any architecture, engineering, and design requirements, including any local building code requirements. If this document is not reviewed and the product is not approved for use by a licensed design professional, the customer agrees that the detail may contain substantive flaws requiring correction, and hereby releases Tremco CPG Inc. from any and all liability related to the design and installation of the product. This detail is subject to change without notice. Contact Tremco to ensure you have the most recent version.

Backstop® NTX™ Air/Water-Resistive Barrier

 Dryvit Technical Support: 800-556-7752	Detail: Inside Corner				File Name:		 Construction Products Group
	Drawn by: HDE	Checked by: CW	Scale: NTS	Date: 10/10/2023	AWB 4		
www.tremcocpg.com							



TREMCO DYMONIC 100 OPTION





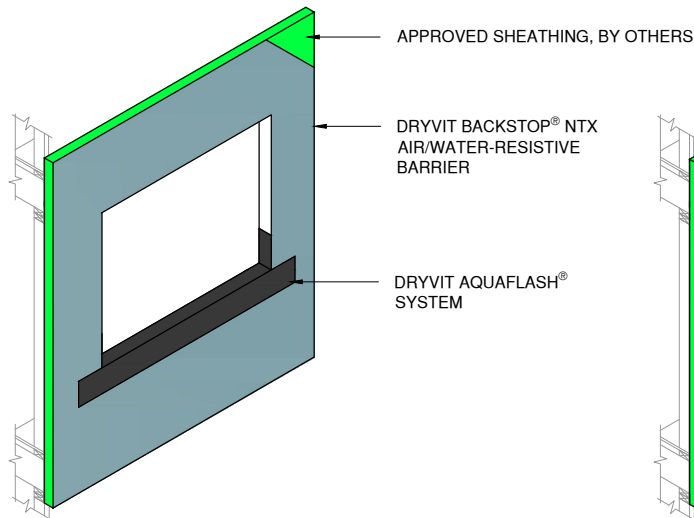
NOTE:

1. REFER TO PRODUCT DATA SHEETS FOR SPECIFIC APPLICATION METHODS.

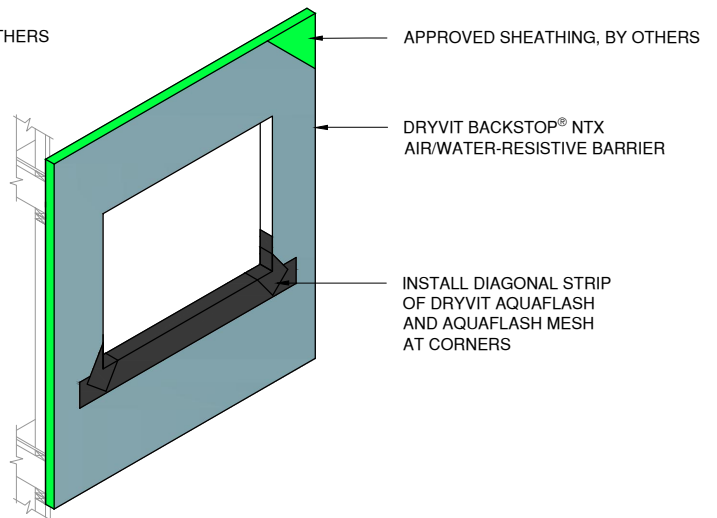
This detail is for general informational purposes only. The project design professional determines, in its sole discretion, whether this detail or a functionally equivalent detail is best suited for the project with respect to any architecture, engineering, and design requirements, including any local building code requirements. If this document is not reviewed and the product is not approved for use by a licensed design professional, the customer agrees that the detail may contain substantive flaws requiring correction, and hereby releases Tremco CPG Inc. from any and all liability related to the design and installation of the product. This detail is subject to change without notice. Contact Tremco to ensure you have the most recent version.

Backstop® NTX™ Air/Water-Resistive Barrier

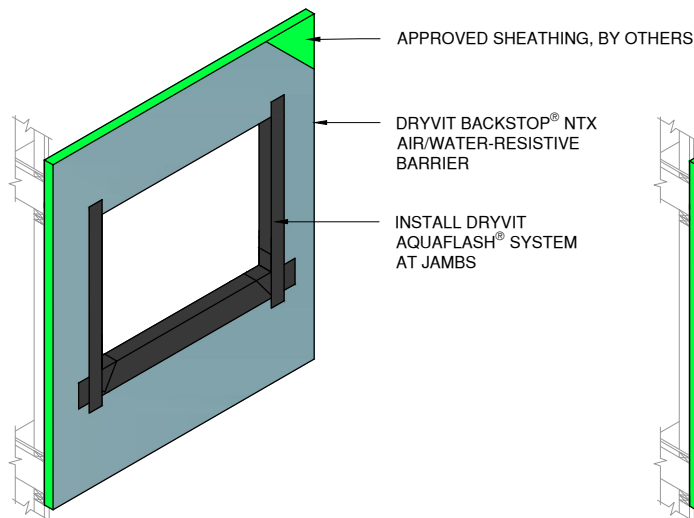
 Dryvit Technical Support: 800-556-7752	Detail: Outside Corner				File Name:		 Construction Products Group
	Drawn by: HDE	Checked by: CW	Scale: NTS	Date: 10/10/2023	AWB 5		
www.tremcocpg.com							



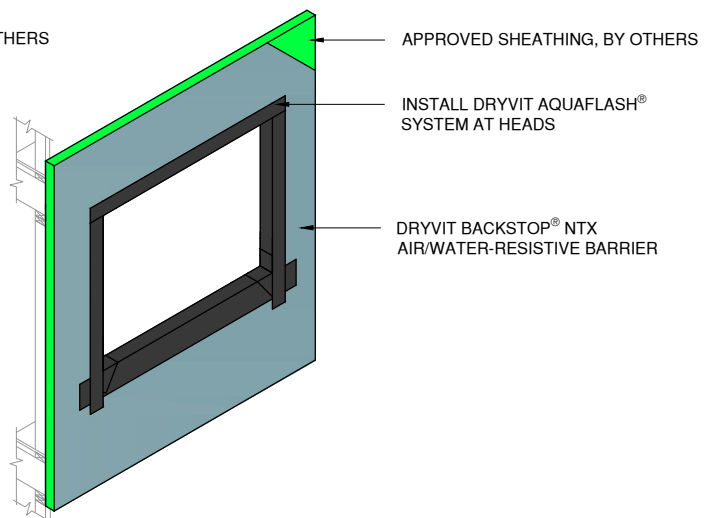
STEP #1



STEP #2



STEP #3



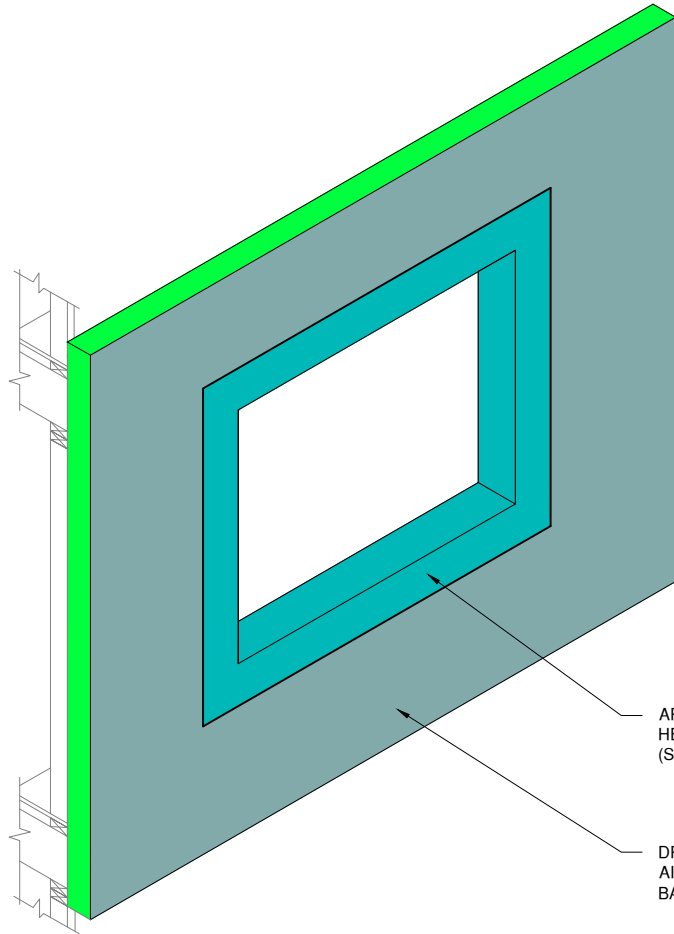
STEP #4

This detail is for general informational purposes only. The project design professional determines, in its sole discretion, whether this detail or a functionally equivalent detail is best suited for the project with respect to any architecture, engineering, and design requirements, including any local building code requirements. If this document is not reviewed and the product is not approved for use by a licensed design professional, the customer agrees that the detail may contain substantive flaws requiring correction, and hereby releases Tremco CPG Inc. from any and all liability related to the design and installation of the product. This detail is subject to change without notice. Contact Tremco to ensure you have the most recent version.

Backstop® NTX™ Air/Water-Resistive Barrier

Detail: Opening Preparation				File Name:	
Drawn by: HDE	Checked by: CW	Scale: NTS	Date: 10/10/2023	AWB 6	
www.tremcocpg.com					





APPLY TREMCO DYMONIC 100 AT HEADS, SILLS AND JAMBS (SEE NOTE 1)

DRYVIT BACKSTOP® NTX AIR/WATER-RESISTIVE BARRIER

NOTE:

1. REFER TO PRODUCT DATA SHEETS FOR SPECIFIC APPLICATION METHODS.

This detail is for general informational purposes only. The project design professional determines, in its sole discretion, whether this detail or a functionally equivalent detail is best suited for the project with respect to any architecture, engineering, and design requirements, including any local building code requirements. If this document is not reviewed and the product is not approved for use by a licensed design professional, the customer agrees that the detail may contain substantive flaws requiring correction, and hereby releases Tremco CPG Inc. from any and all liability related to the design and installation of the product. This detail is subject to change without notice. Contact Tremco to ensure you have the most recent version.

Backstop® NTX™ Air/Water-Resistive Barrier

Detail: Opening Preparation - Dymonic 100 Option

File Name:

Drawn by: HDE

Checked by: CW

Scale: NTS

Date: 10/10/2023

AWB 6a

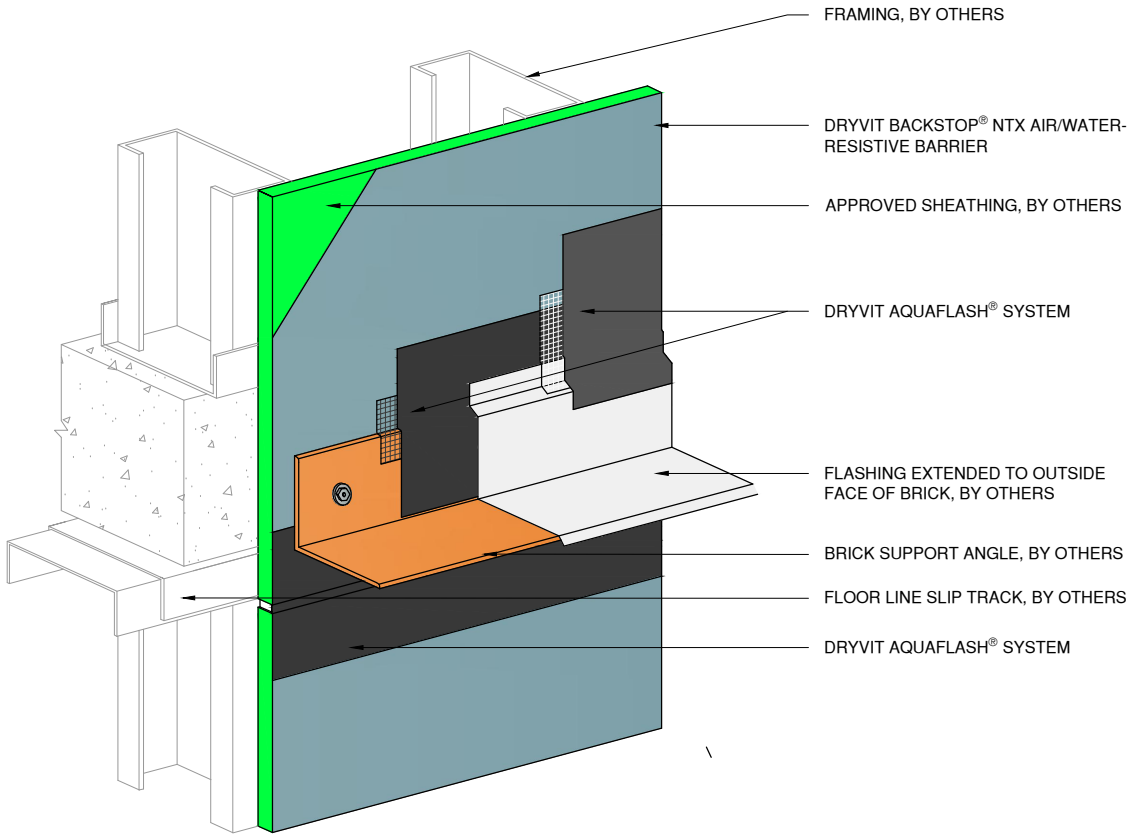


Dryvit Technical Support: 800-556-7752

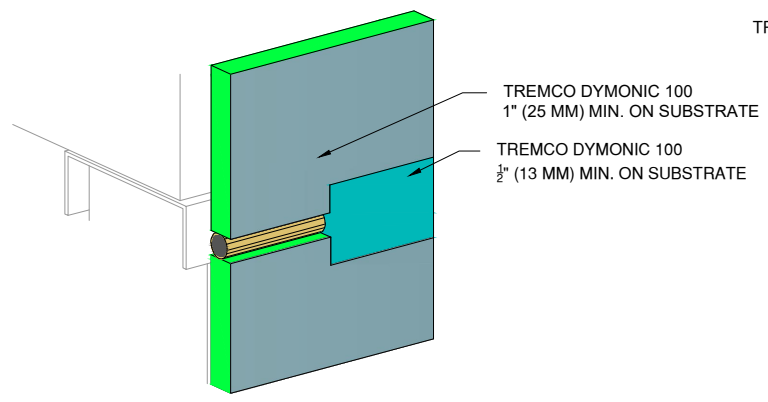


Construction Products Group

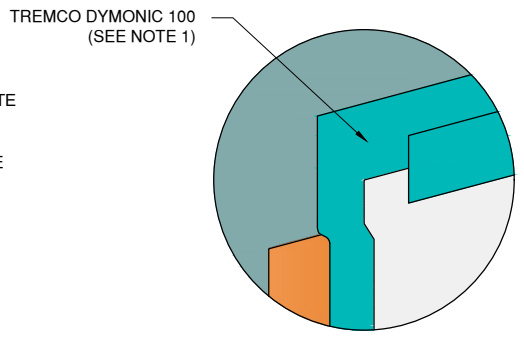
www.tremcocpg.com



TREMCO DYMONIC
SIMPLE SEAL OPTION



TREMCO DYMONIC 100
OPTIONS



NOTE:

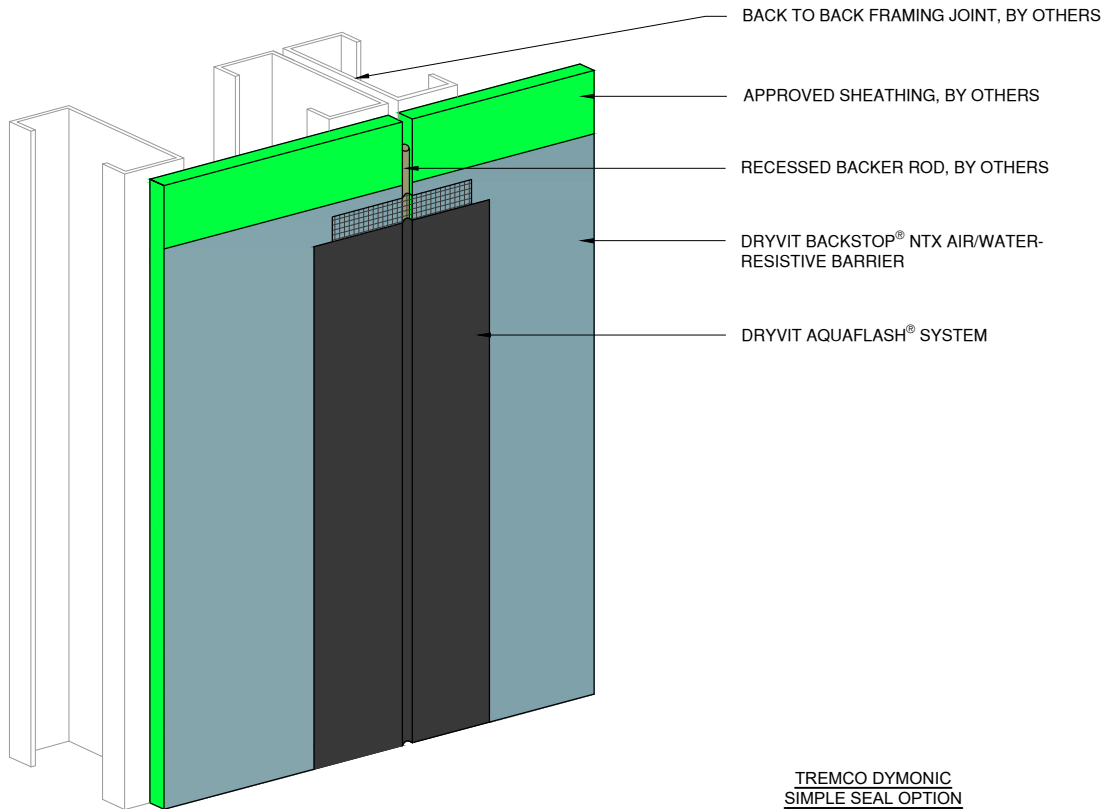
1. REFER TO PRODUCT DATA SHEETS FOR SPECIFIC APPLICATION METHODS.

This detail is for general informational purposes only. The project design professional determines, in its sole discretion, whether this detail or a functionally equivalent detail is best suited for the project with respect to any architecture, engineering, and design requirements, including any local building code requirements. If this document is not reviewed and the product is not approved for use by a licensed design professional, the customer agrees that the detail may contain substantive flaws requiring correction, and hereby releases Tremco CPG Inc. from any and all liability related to the design and installation of the product. This detail is subject to change without notice. Contact Tremco to ensure you have the most recent version.

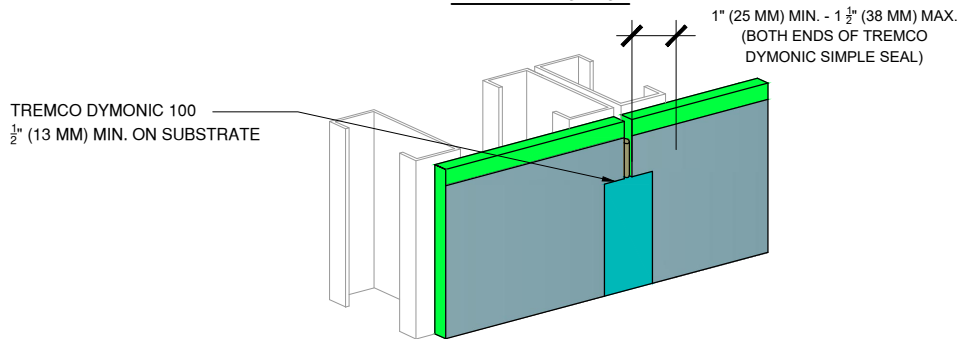
Backstop® NTX™ Air/Water-Resistive Barrier

Detail: Floor Line Brick Shelf Support Transition				File Name:	
Drawn by: HDE	Checked by: CW	Scale: NTS	Date: 10/10/2023	AWB 7	
www.tremcocpg.com					





**TREMCO DYMONIC
SIMPLE SEAL OPTION**





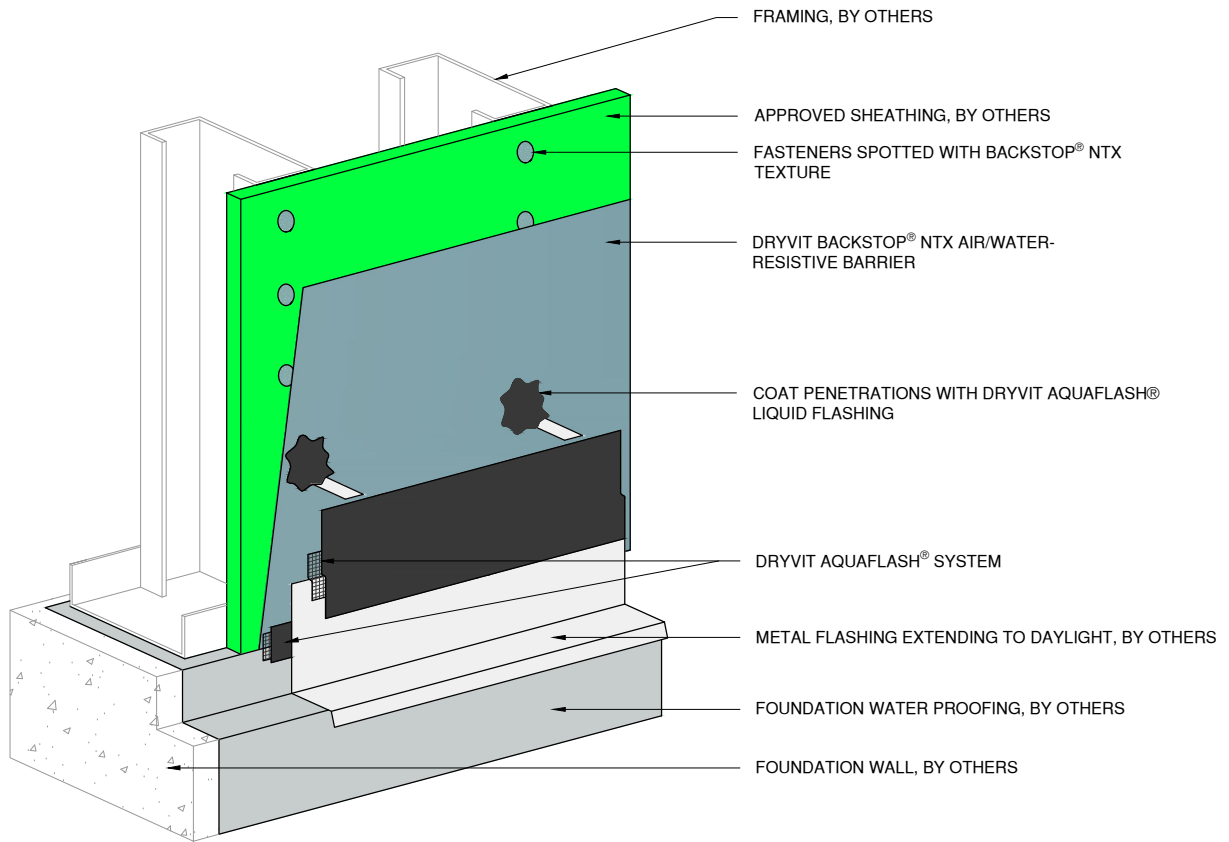
NOTE:

1. REFER TO PRODUCT DATA SHEETS FOR SPECIFIC APPLICATION METHODS.

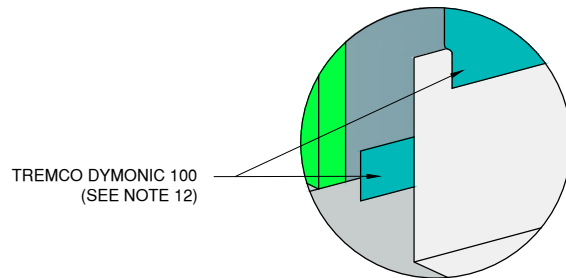
This detail is for general informational purposes only. The project design professional determines, in its sole discretion, whether this detail or a functionally equivalent detail is best suited for the project with respect to any architecture, engineering, and design requirements, including any local building code requirements. If this document is not reviewed and the product is not approved for use by a licensed design professional, the customer agrees that the detail may contain substantive flaws requiring correction, and hereby releases Tremco CPG Inc. from any and all liability related to the design and installation of the product. This detail is subject to change without notice. Contact Tremco to ensure you have the most recent version.

Backstop® NTX™ Air/Water-Resistive Barrier

 Dryvit Technical Support: 800-556-7752	Detail: Vertical Expansion Joint				File Name:		 Construction Products Group
	Drawn by: HDE	Checked by: CW	Scale: NTS	Date: 10/10/2023	AWB 8		
www.tremcocpg.com							



TREMCO DYMONIC 100 OPTION





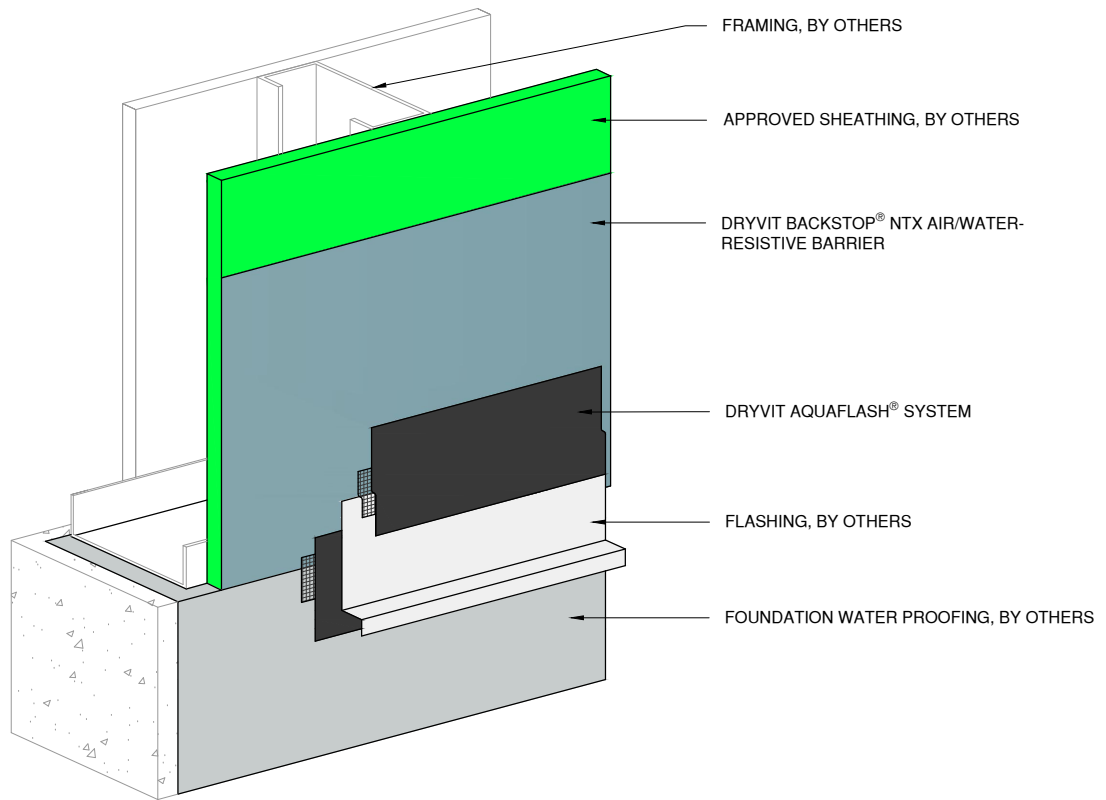
NOTE:

1. ADHESION AND COMPATIBILITY BETWEEN DRYVIT MATERIALS AND WATERPROOFING MUST BE CONFIRMED PRIOR TO APPLICATION.
2. REFER TO PRODUCT DATA SHEETS FOR SPECIFIC APPLICATION METHODS.

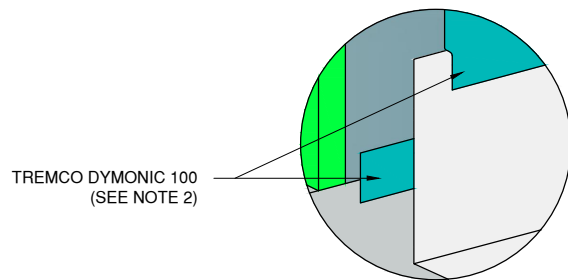
This detail is for general informational purposes only. The project design professional determines, in its sole discretion, whether this detail or a functionally equivalent detail is best suited for the project with respect to any architecture, engineering, and design requirements, including any local building code requirements. If this document is not reviewed and the product is not approved for use by a licensed design professional, the customer agrees that the detail may contain substantive flaws requiring correction, and hereby releases Tremco CPG Inc. from any and all liability related to the design and installation of the product. This detail is subject to change without notice. Contact Tremco to ensure you have the most recent version.

Backstop® NTX™ Air/Water-Resistive Barrier

 Dryvit Technical Support: 800-556-7752	Detail: Brick Shelf			File Name:		 Construction Products Group
	Drawn by: HDE	Checked by: CW	Scale: NTS	Date: 10/10/2023	AWB 9	
www.tremcocpg.com						



TREMCO DYMONIC 100 OPTION





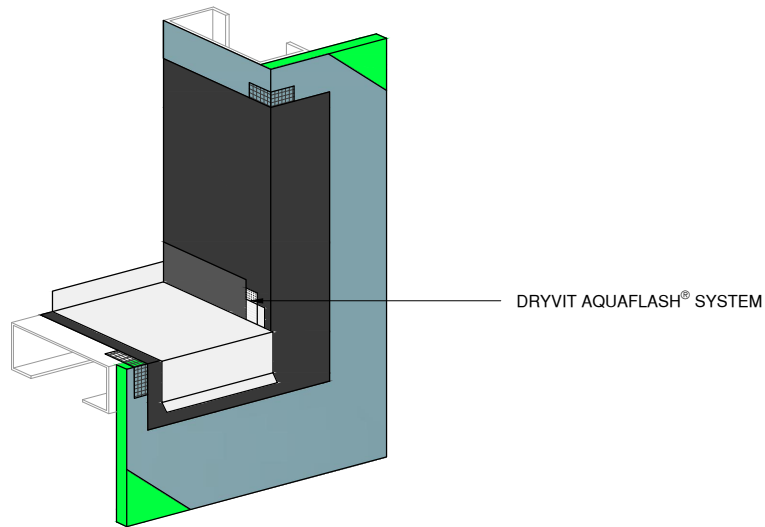
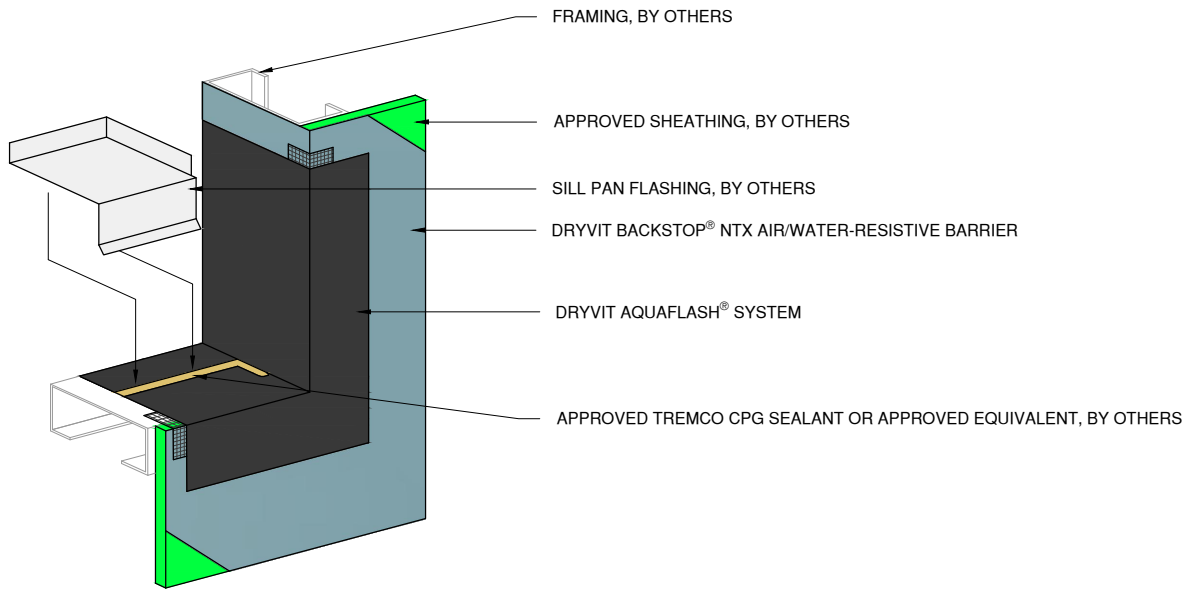
NOTE:

1. ADHESION AND COMPATIBILITY BETWEEN DRYVIT MATERIALS AND WATERPROOFING MUST BE CONFIRMED PRIOR TO APPLICATION.
2. REFER TO PRODUCT DATA SHEETS FOR SPECIFIC APPLICATION METHODS.

This detail is for general informational purposes, only. The project design professional determines, in its sole discretion, whether this detail or a functionally equivalent detail is best suited for the project with respect to any architecture, engineering, and design requirements, including any local building code requirements. If this document is not reviewed and the product is not approved for use by a licensed design professional, the customer agrees that the detail may contain substantive flaws requiring correction, and hereby releases Tremco CPG Inc. from any and all liability related to the design and installation of the product. This detail is subject to change without notice. Contact Tremco to ensure you have the most recent version.

Backstop® NTX™ Air/Water-Resistive Barrier

 Dryvit Technical Support: 800-556-7752	Detail: Termination at Foundation				File Name:	
	Drawn by: HDE	Checked by: CW	Scale: NTS	Date: 10/10/2023	AWB 10	
www.tremcocpg.com						
					 Construction Products Group	

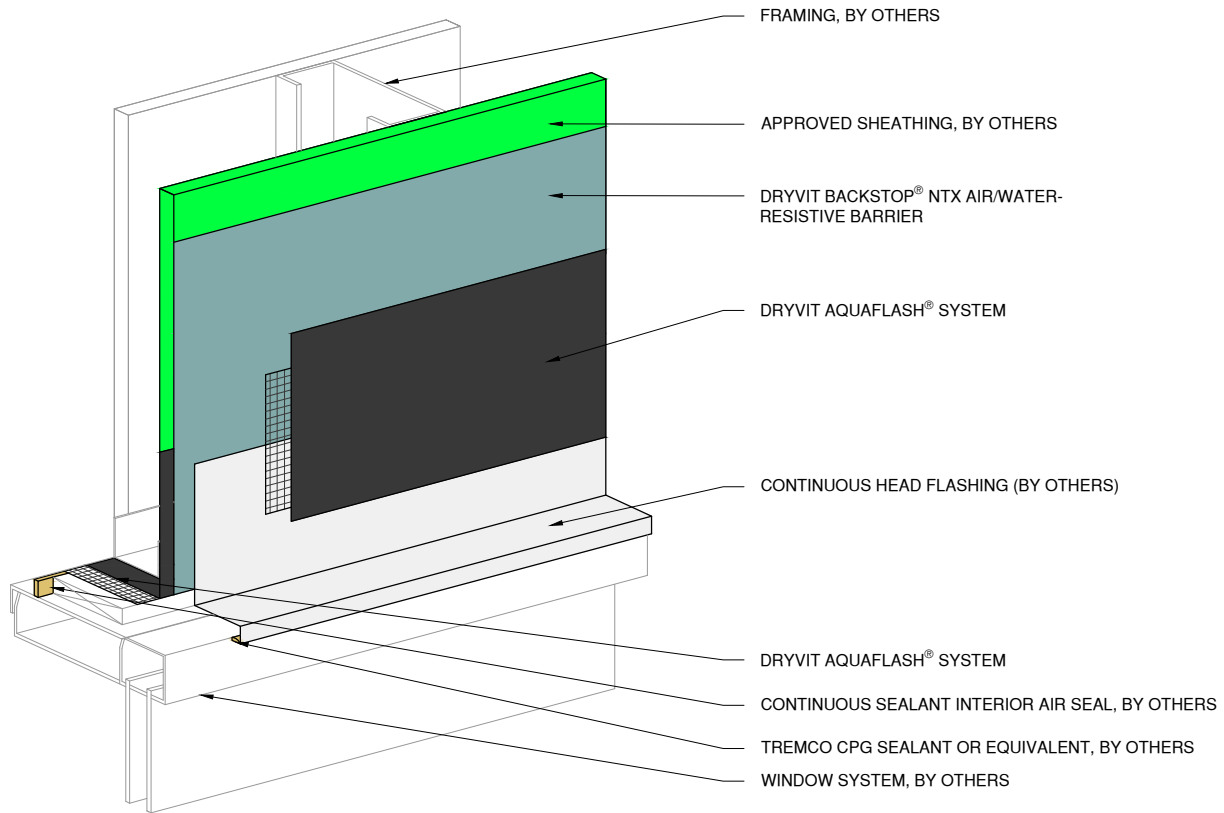


This detail is for general informational purposes only. The project design professional determines, in its sole discretion, whether this detail or a functionally equivalent detail is best suited for the project with respect to any architecture, engineering, and design requirements, including any local building code requirements. If this document is not reviewed and the product is not approved for use by a licensed design professional, the customer agrees that the detail may contain substantive flaws requiring correction, and hereby releases Tremco CPG Inc. from any and all liability related to the design and installation of the product. This detail is subject to change without notice. Contact Tremco to ensure you have the most recent version.

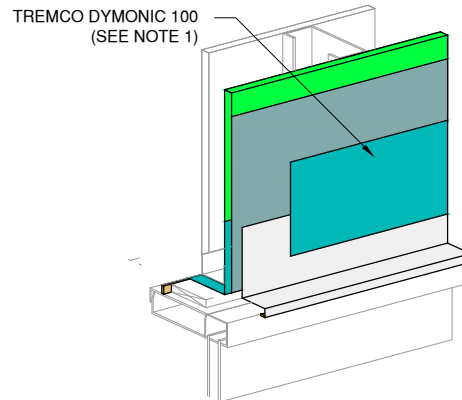
Backstop® NTX™ Air/Water-Resistive Barrier

Detail: Sill				File Name:	
Drawn by: HDE	Checked by: CW	Scale: NTS	Date: 10/10/2023	AWB 11	
www.tremcocpg.com					





**TREMCO DYMONIC 100
OPTIONS**





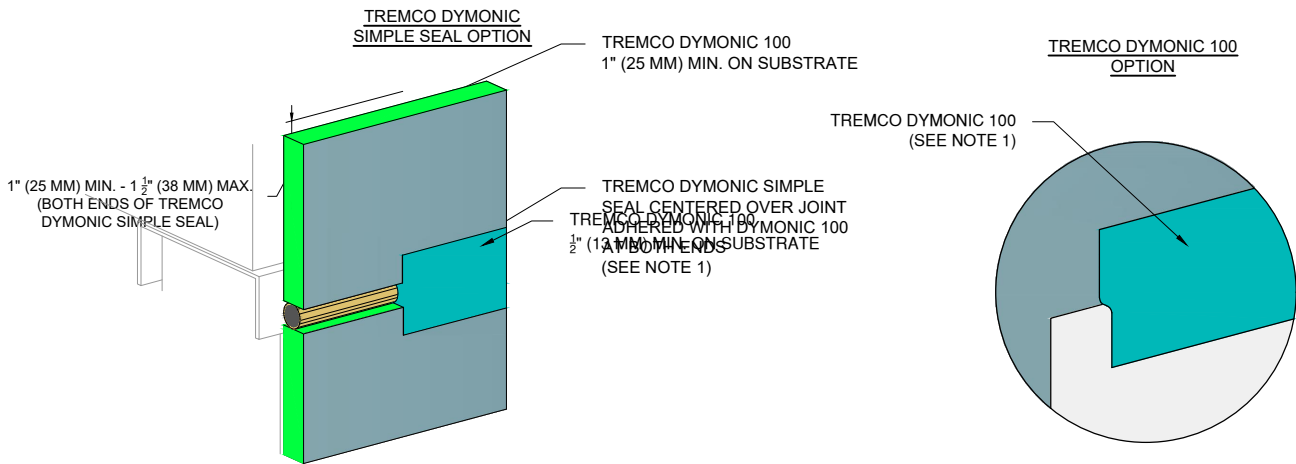
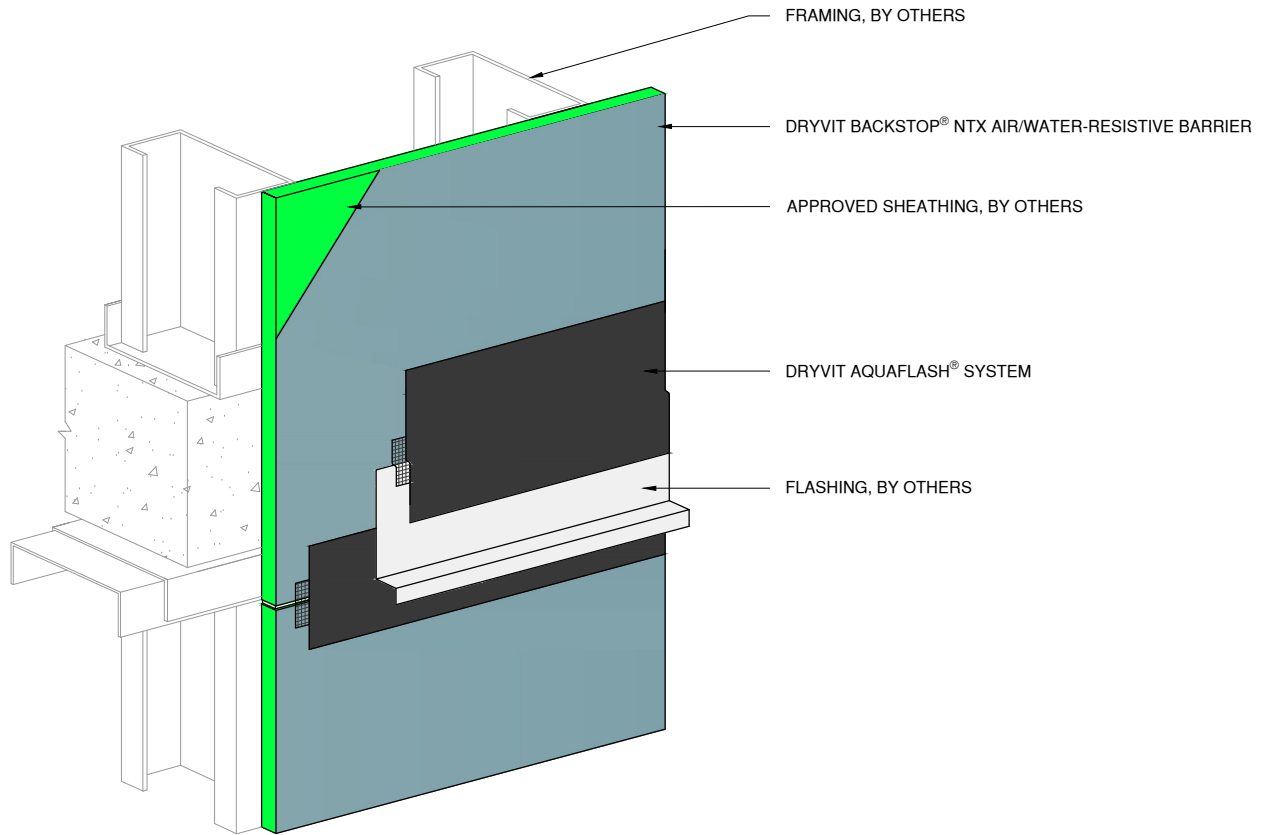
NOTE:

1. REFER TO PRODUCT DATA SHEETS FOR SPECIFIC APPLICATION METHODS.

This detail is for general informational purposes only. The project design professional determines, in its sole discretion, whether this detail or a functionally equivalent detail is best suited for the project with respect to any architecture, engineering, and design requirements, including any local building code requirements. If this document is not reviewed and the product is not approved for use by a licensed design professional, the customer agrees that the detail may contain substantive flaws requiring correction, and hereby releases Tremco CPG Inc. from any and all liability related to the design and installation of the product. This detail is subject to change without notice. Contact Tremco to ensure you have the most recent version.

Backstop® NTX™ Air/Water-Resistive Barrier

 Dryvit Technical Support: 800-556-7752	Detail: Window Head				File Name:		 Construction Products Group
	Drawn by: HDE	Checked by: CW	Scale: NTS	Date: 10/10/2023	AWB 12		
www.tremcocpg.com							



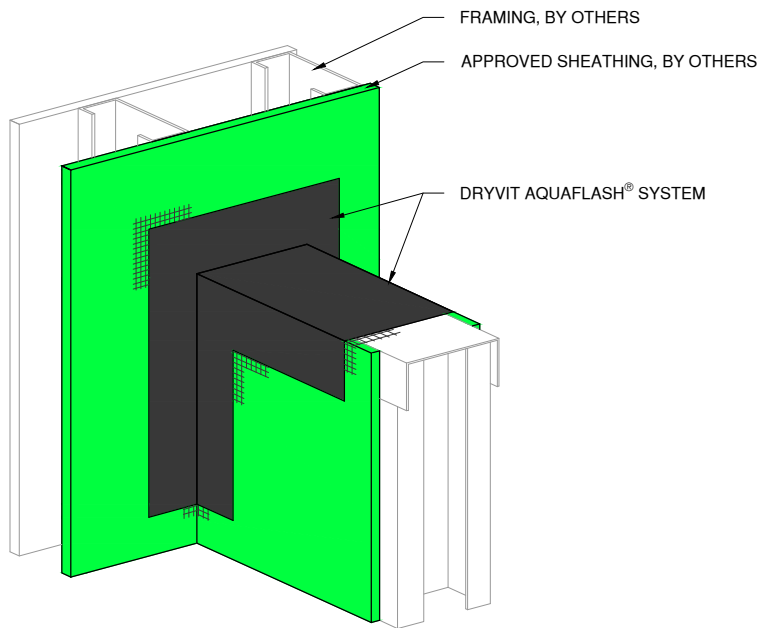
NOTE:

1. REFER TO PRODUCT DATA SHEETS FOR SPECIFIC APPLICATION METHODS.

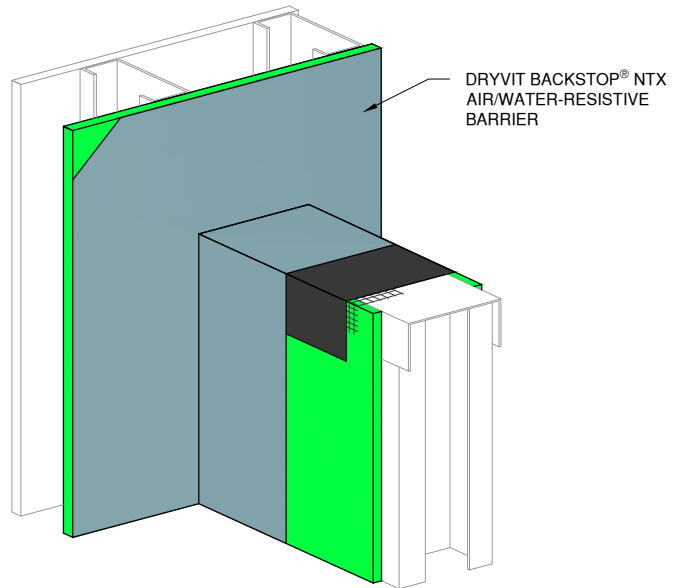
This detail is for general informational purposes only. The project design professional determines, in its sole discretion, whether this detail or a functionally equivalent detail is best suited for the project with respect to any architecture, engineering, and design requirements, including any local building code requirements. If this document is not reviewed and the product is not approved for use by a licensed design professional, the customer agrees that the detail may contain substantive flaws requiring correction, and hereby releases Tremco CPG Inc. from any and all liability related to the design and installation of the product. This detail is subject to change without notice. Contact Tremco to ensure you have the most recent version.

Backstop® NTX™ Air/Water-Resistive Barrier

<p>Dryvit Technical Support: 800-556-7752</p>	Detail: Floor Line Flashing				File Name:		<p>Construction Products Group</p>
	Drawn by: HDE	Checked by: CW	Scale: NTS	Date: 10/10/2023	AWB 13		
www.tremcocpg.com							

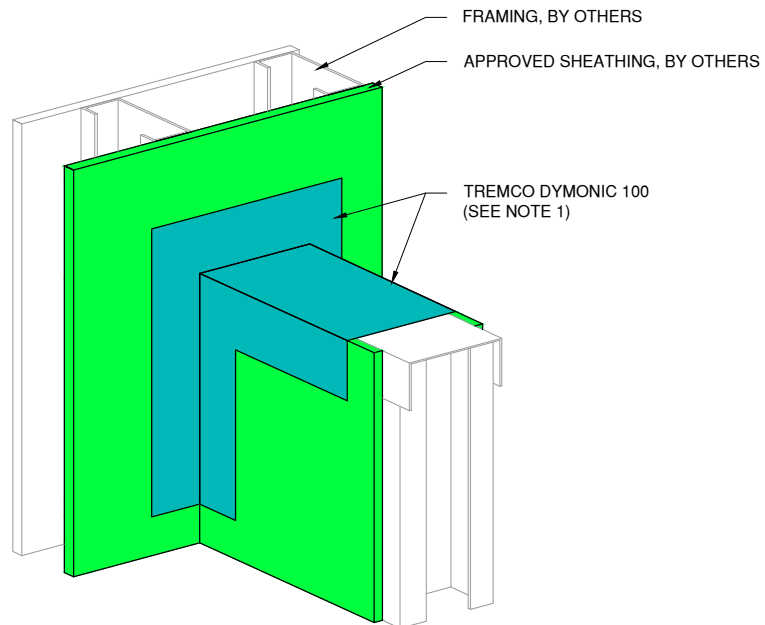


STEP #1



STEP #2

TREMCO DYMONIC 100 OR
DRYVIT BACKSTOP® FLASH AND FILL OPTION





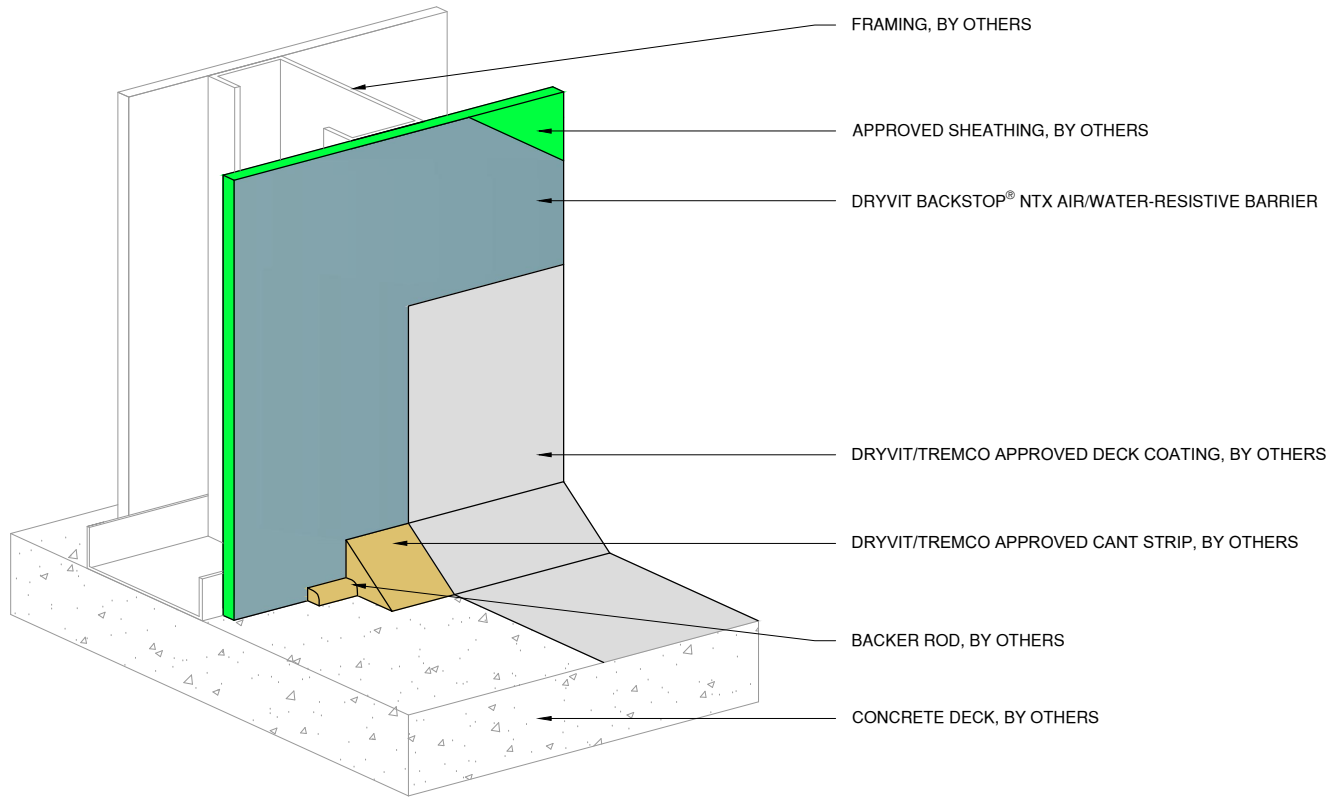
NOTE:

1. REFER TO PRODUCT DATA SHEETS FOR SPECIFIC APPLICATION METHODS.

This detail is for general informational purposes only. The project design professional determines, in its sole discretion, whether this detail or a functionally equivalent detail is best suited for the project with respect to any architecture, engineering, and design requirements, including any local building code requirements. If this document is not reviewed and the product is not approved for use by a licensed design professional, the customer agrees that the detail may contain substantive flaws requiring correction, and hereby releases Tremco CPG Inc. from any and all liability related to the design and installation of the product. This detail is subject to change without notice. Contact Tremco to ensure you have the most recent version.



Backstop® NTX™ Air/Water-Resistive Barrier

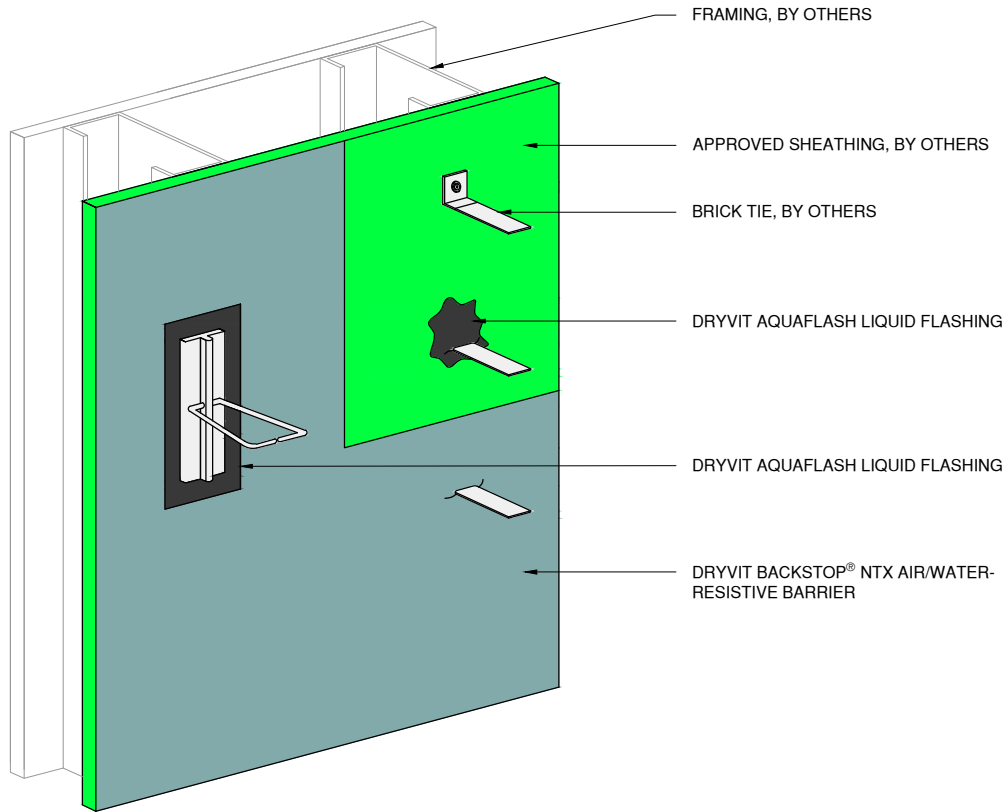
 Dryvit Technical Support: 800-556-7752	Detail: Parapet/Vertical Wall Intersection			File Name:		 Construction Products Group
	Drawn by: HDE	Checked by: CW	Scale: NTS	Date: 10/10/2023	AWB 14	
www.tremcocpg.com						



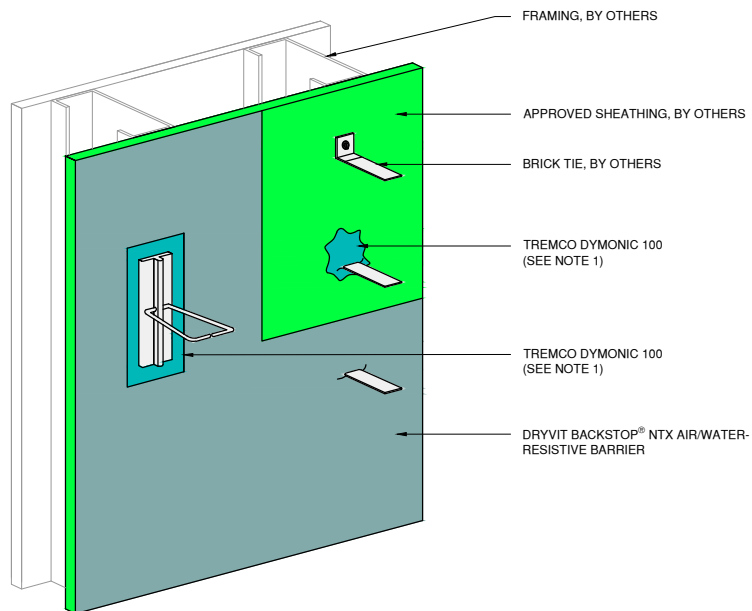
This detail is for general informational purposes only. The project design professional determines, in its sole discretion, whether this detail or a functionally equivalent detail is best suited for the project with respect to any architecture, engineering, and design requirements, including any local building code requirements. If this document is not reviewed and the product is not approved for use by a licensed design professional, the customer agrees that the detail may contain substantive flaws requiring correction, and hereby releases Tremco CPG Inc. from any and all liability related to the design and installation of the product. This detail is subject to change without notice. Contact Tremco to ensure you have the most recent version.

Backstop® NTX™ Air/Water-Resistive Barrier

 Dryvit Technical Support: 800-556-7752	Detail: Termination at Waterproof Deck				File Name:		 Construction Products Group
	Drawn by: HDE	Checked by: CW	Scale: NTS	Date: 10/10/2023	AWB 15		
www.tremcocpg.com							



TREMCO DYMONIC 100
OPTION



NOTE:

1. REFER TO PRODUCT DATA SHEETS FOR SPECIFIC APPLICATION METHODS.

This detail is for general informational purposes only. The project design professional determines, in its sole discretion, whether this detail or a functionally equivalent detail is best suited for the project with respect to any architecture, engineering, and design requirements, including any local building code requirements. If this document is not reviewed and the product is not approved for use by a licensed design professional, the customer agrees that the detail may contain substantive flaws requiring correction, and hereby releases Tremco CPG Inc. from any and all liability related to the design and installation of the product. This detail is subject to change without notice. Contact Tremco to ensure you have the most recent version.

Backstop® NTX™ Air/Water-Resistive Barrier

Detail: Brick Connector Treatment

File Name:

Drawn by: HDE

Checked by: CW

Scale: NTS

Date: 10/10/2023

AWB 16

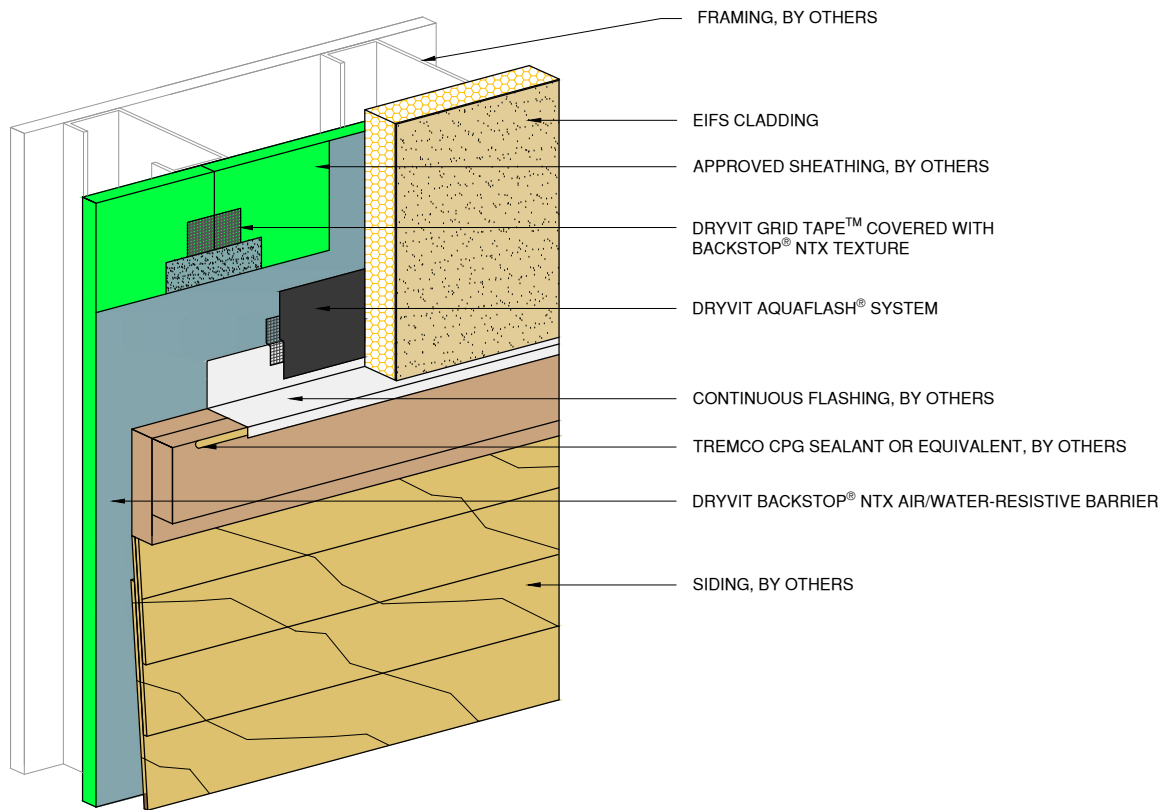


Dryvit Technical Support: 800-556-7752

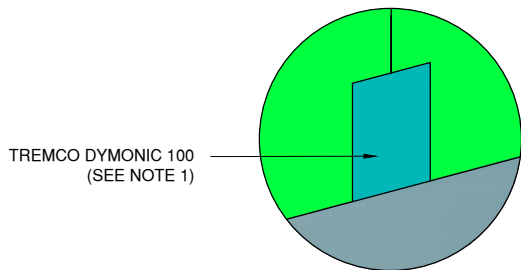


Construction Products Group

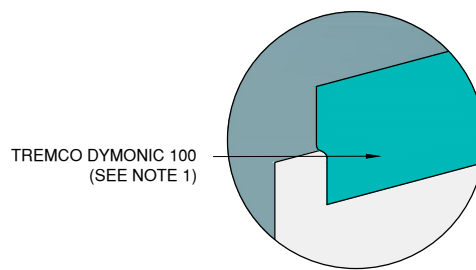
www.tremcocpg.com



TREMCO DYMONIC 100 OPTION



TREMCO DYMONIC 100 OPTION





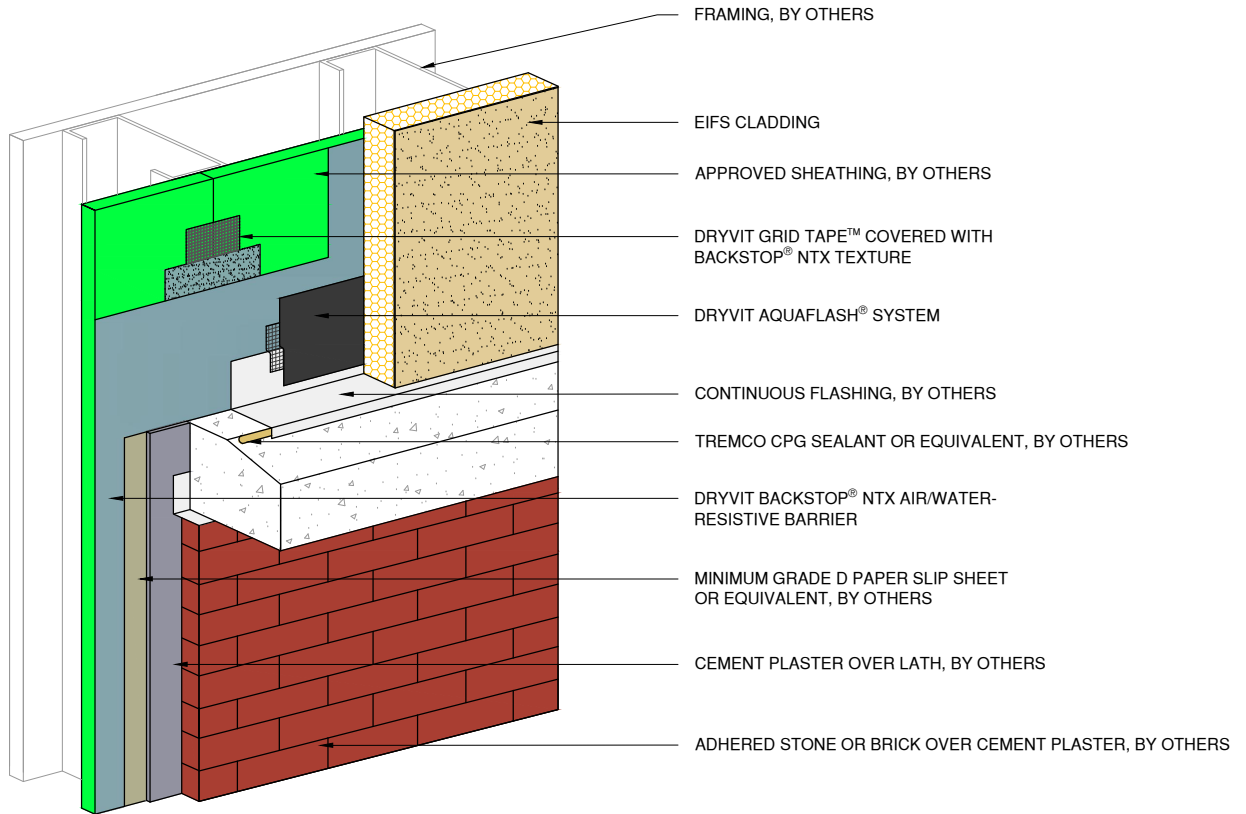
NOTE:

1. REFER TO PRODUCT DATA SHEETS FOR SPECIFIC APPLICATION METHODS.

This detail is for general informational purposes only. The project design professional determines, in its sole discretion, whether this detail or a functionally equivalent detail is best suited for the project with respect to any architecture, engineering, and design requirements, including any local building code requirements. If this document is not reviewed and the product is not approved for use by a licensed design professional, the customer agrees that the detail may contain substantive flaws requiring correction, and hereby releases Tremco CPG Inc. from any and all liability related to the design and installation of the product. This detail is subject to change without notice. Contact Tremco to ensure you have the most recent version.

Backstop® NTX™ Air/Water-Resistive Barrier

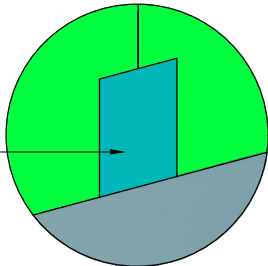
 Dryvit Technical Support: 800-556-7752	Detail: Cladding Transition (A)				File Name:	
	Drawn by: HDE	Checked by: CW	Scale: NTS	Date: 10/10/2023	AWB 17	
 Construction Products Group						



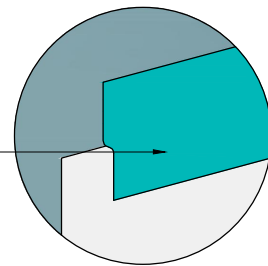
TREMCO DYMONIC 100 OPTION

TREMCO DYMONIC 100_OPTION

TREMCO DYMONIC 100
(SEE NOTE 1)



TREMCO DYMONIC 100
(SEE NOTE 1)



NOTE:

1. REFER TO PRODUCT DATA SHEETS FOR SPECIFIC APPLICATION METHODS.

This detail is for general informational purposes only. The project design professional determines, in its sole discretion, whether this detail or a functionally equivalent detail is best suited for the project with respect to any architecture, engineering, and design requirements, including any local building code requirements. If this document is not reviewed and the product is not approved for use by a licensed design professional, the customer agrees that the detail may contain substantive flaws requiring correction, and hereby releases Tremco CPG Inc. from any and all liability related to the design and installation of the product. This detail is subject to change without notice. Contact Tremco to ensure you have the most recent version.

Backstop® NTX™ Air/Water-Resistive Barrier

Detail: Cladding Transition (B)

File Name:

Drawn by: HDE

Checked by: CW

Scale: NTS

Date: 10/10/2023

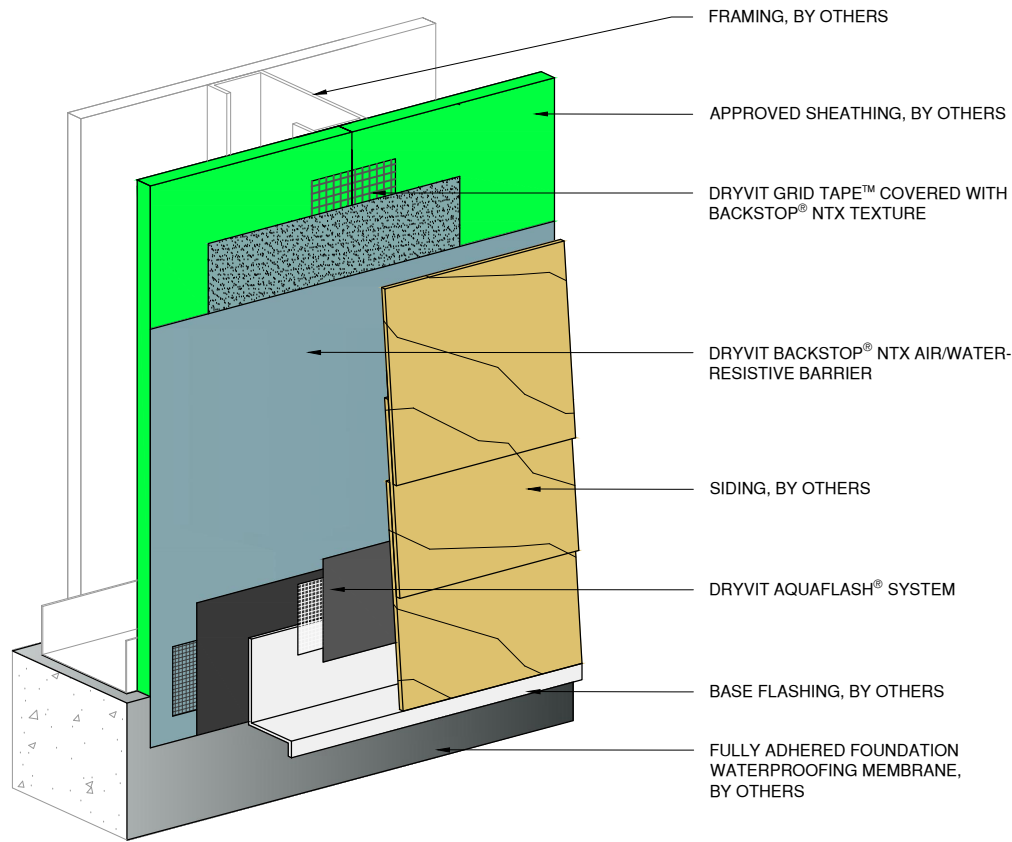
AWB 18



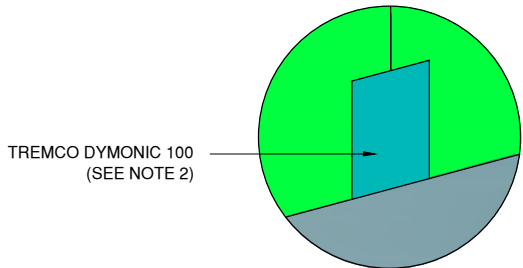
Dryvit Technical Support: 800-556-7752



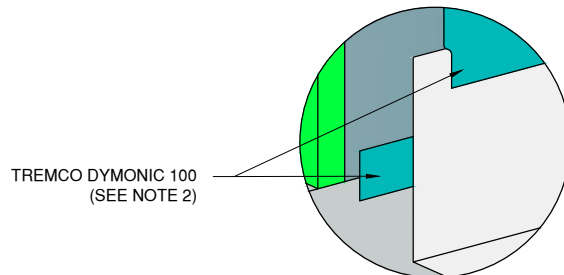
www.tremcocpg.com



TREMCO DYMONIC 100 OPTION



TREMCO DYMONIC 100 OPTION



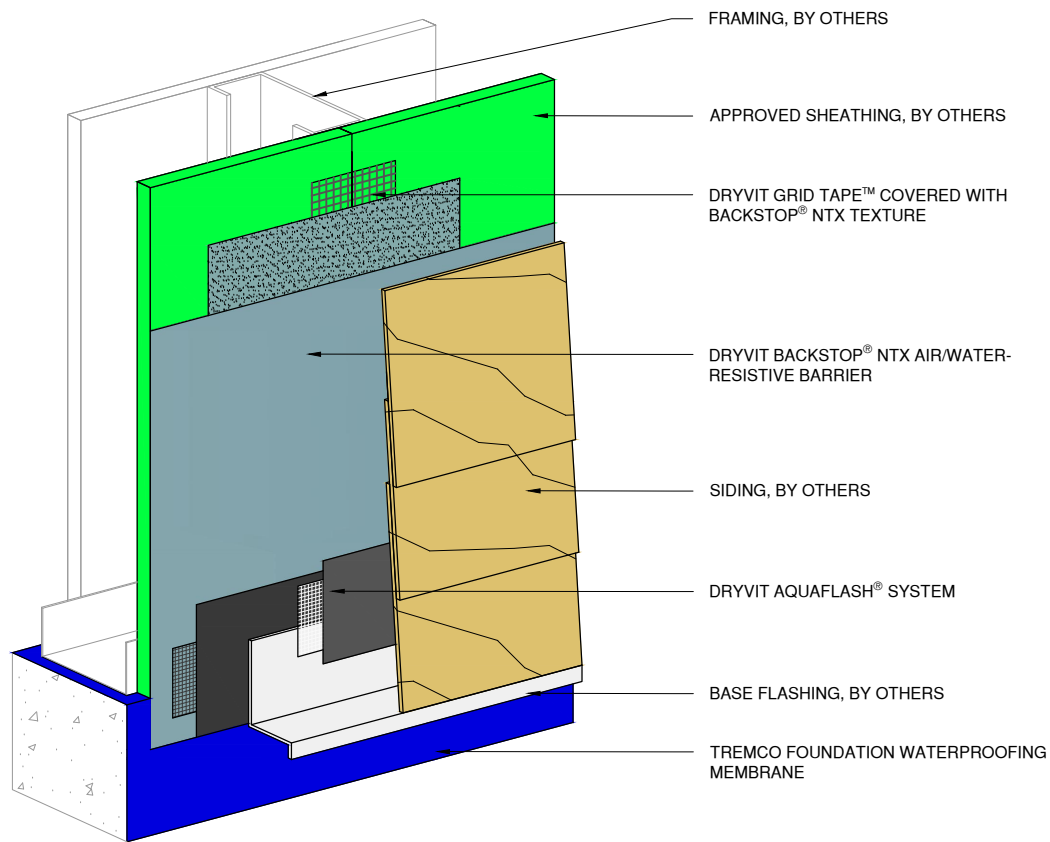
NOTE:

- ADHESION AND COMPATIBILITY BETWEEN DRYVIT MATERIALS AND WATERPROOFING MUST BE CONFIRMED PRIOR TO APPLICATION.
- REFER TO PRODUCT DATA SHEETS FOR SPECIFIC APPLICATION METHODS.

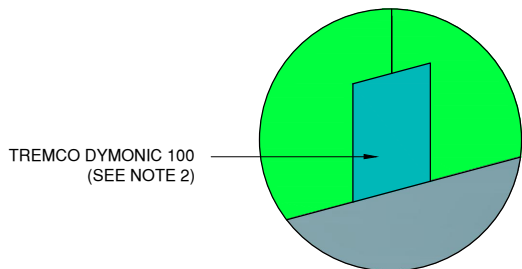
This detail is for general informational purposes only. The project design professional determines, in its sole discretion, whether this detail or a functionally equivalent detail is best suited for the project with respect to any architecture, engineering, and design requirements, including any local building code requirements. If this document is not reviewed and the product is not approved for use by a licensed design professional, the customer agrees that the detail may contain substantive flaws requiring correction, and hereby releases Tremco CPG Inc. from any and all liability related to the design and installation of the product. This detail is subject to change without notice. Contact Tremco to ensure you have the most recent version.

Backstop® NTX™ Air/Water-Resistive Barrier

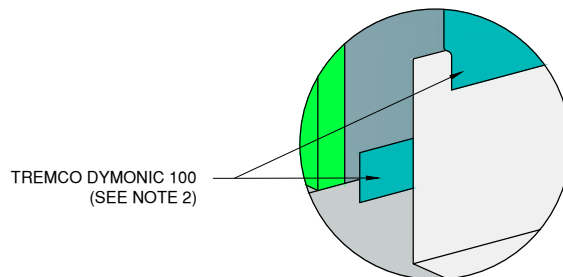
<p>Dryvit Technical Support: 800-556-7752</p>	Detail: Transition at Foundation Wall				File Name:	<p>Construction Products Group</p>
	Drawn by: HDE	Checked by: CW	Scale: NTS	Date: 10/10/2023	AWB 19	
www.tremcocpg.com						



TREMCO DYMONIC 100 OPTION



TREMCO DYMONIC 100 OPTION





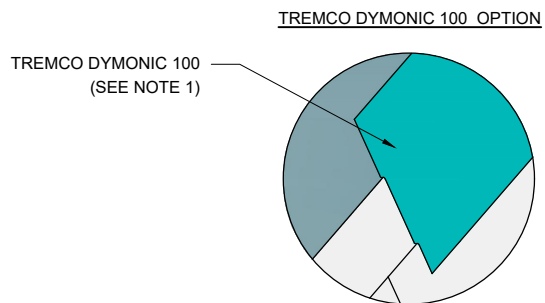
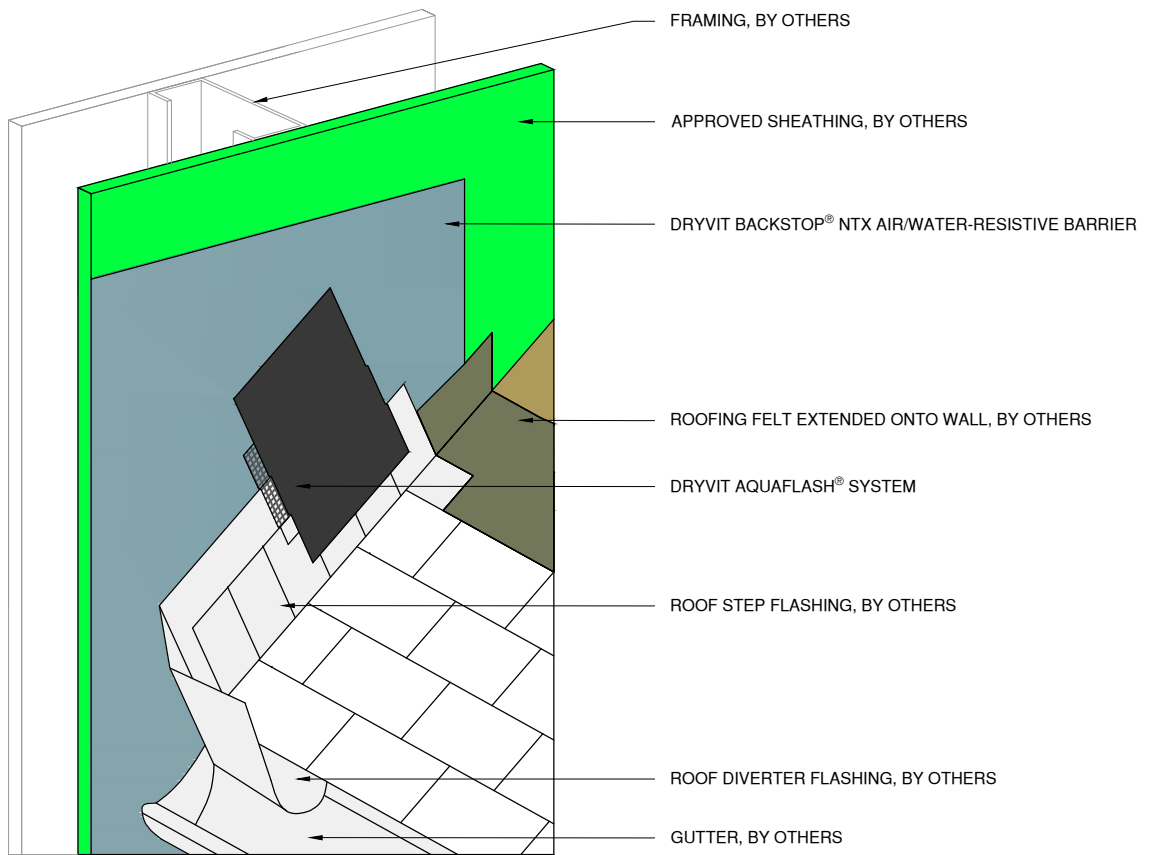
NOTE:

1. ADHESION AND COMPATIBILITY BETWEEN DRYVIT MATERIALS AND WATERPROOFING MUST BE CONFIRMED PRIOR TO APPLICATION.
2. REFER TO PRODUCT DATA SHEETS FOR SPECIFIC APPLICATION METHODS.

This detail is for general informational purposes only. The project design professional determines, in its sole discretion, whether this detail or a functionally equivalent detail is best suited for the project with respect to any architecture, engineering, and design requirements, including any local building code requirements. If this document is not reviewed and the product is not approved for use by a licensed design professional, the customer agrees that the detail may contain substantive flaws requiring correction, and hereby releases Tremco CPG Inc. from any and all liability related to the design and installation of the product. This detail is subject to change without notice. Contact Tremco to ensure you have the most recent version.

Backstop® NTX™ Air/Water-Resistive Barrier

 Dryvit Technical Support: 800-556-7752	Detail: Transition at Foundation Wall-Tremco Waterproofing Option			File Name:	 Construction Products Group
	Drawn by: HDE	Checked by: CW	Scale: NTS	Date: 10/10/2023	
www.tremcocpg.com					



NOTE:

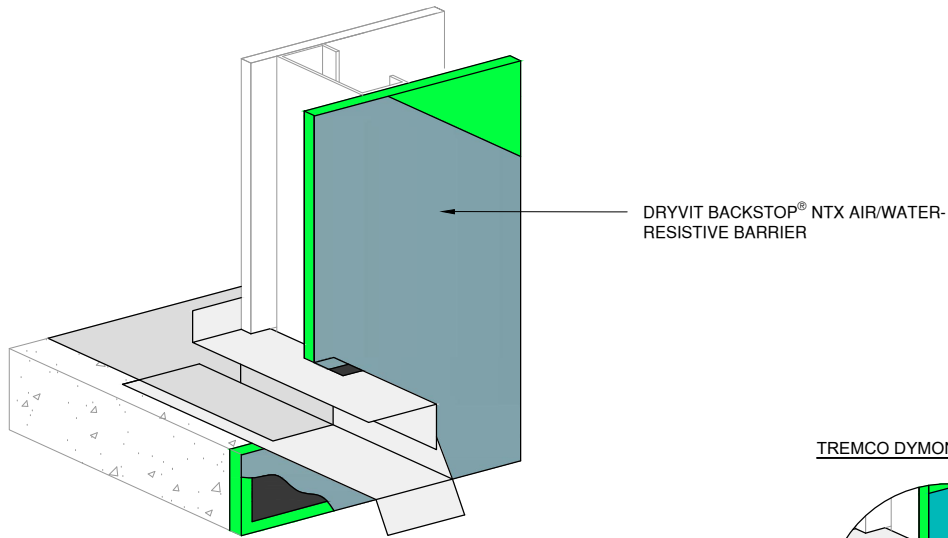
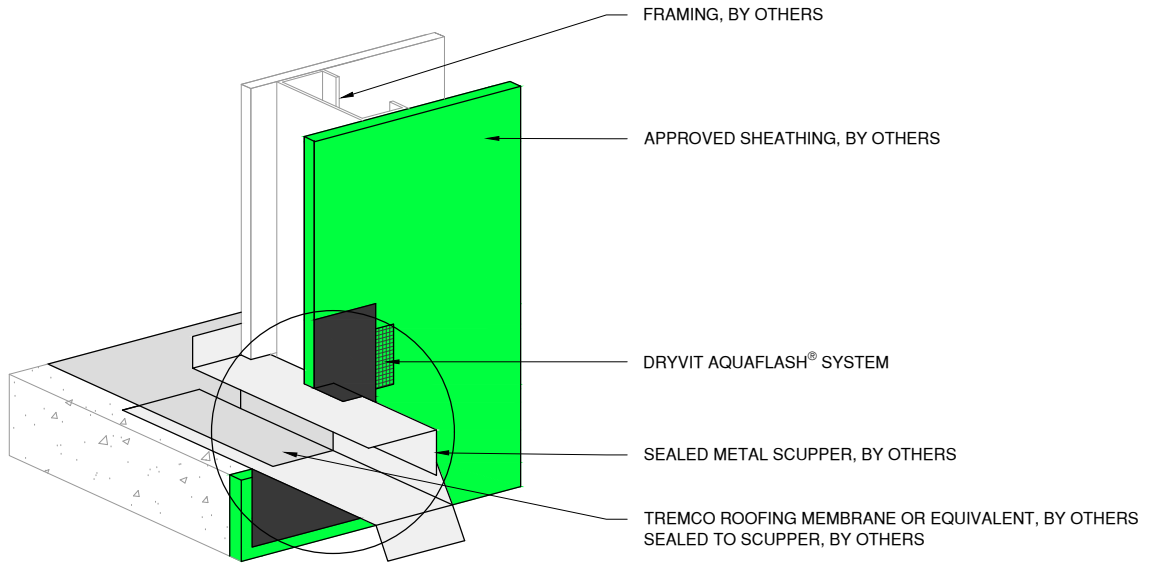
1. REFER TO PRODUCT DATA SHEETS FOR SPECIFIC APPLICATION METHODS.

This detail is for general informational purposes only. The project design professional determines, in its sole discretion, whether this detail or a functionally equivalent detail is best suited for the project with respect to any architecture, engineering, and design requirements, including any local building code requirements. If this document is not reviewed and the product is not approved for use by a licensed design professional, the customer agrees that the detail may contain substantive flaws requiring correction, and hereby releases Tremco CPG Inc. from any and all liability related to the design and installation of the product. This detail is subject to change without notice. Contact Tremco to ensure you have the most recent version.

Backstop® NTX™ Air/Water-Resistive Barrier

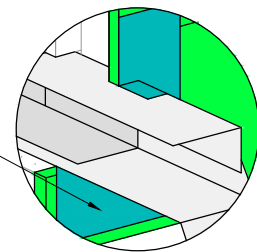
Detail: Roof Vertical Wall Transition				File Name:	
Drawn by: HDE	Checked by: CW	Scale: NTS	Date: 10/10/2023	AWB 20	
www.tremcocpg.com					





TREMCO DYMONIC 100 OPTION

TREMCO DYMONIC 100
(SEE NOTE 1)





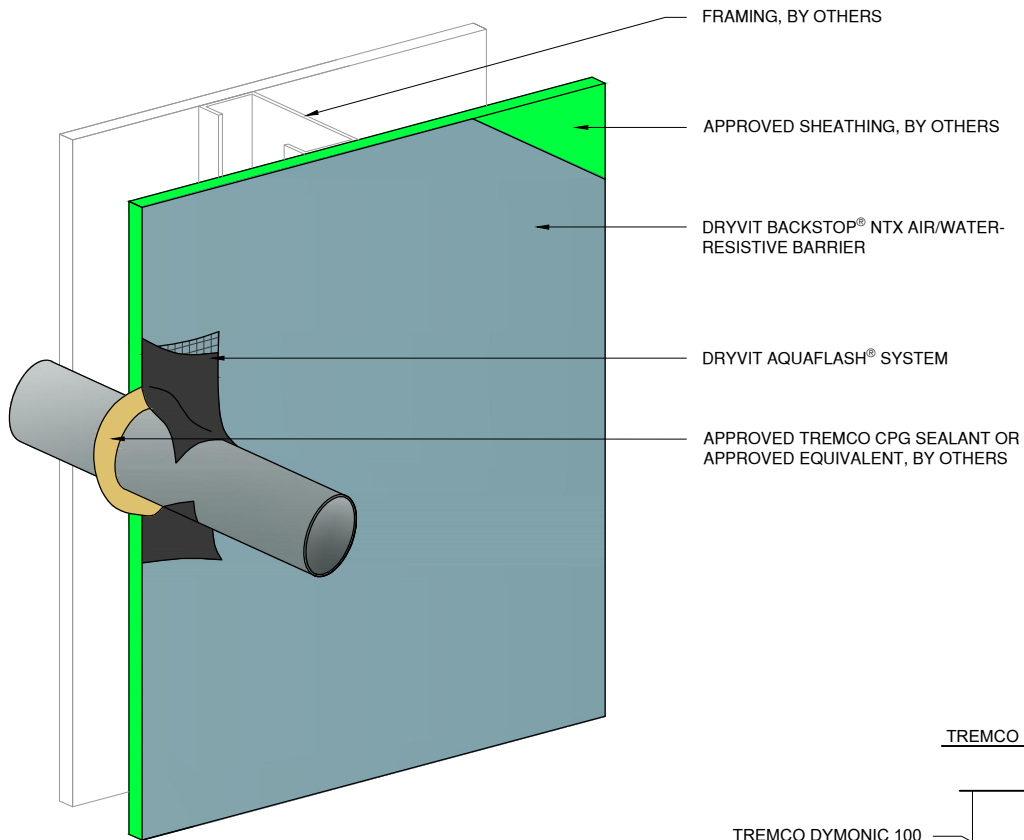
NOTE:

1. REFER TO PRODUCT DATA SHEETS FOR SPECIFIC APPLICATION METHODS.

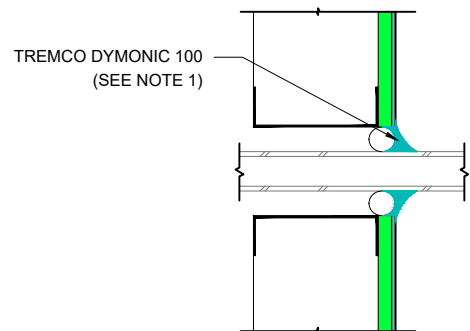
This detail is for general informational purposes only. The project design professional determines, in its sole discretion, whether this detail or a functionally equivalent detail is best suited for the project with respect to any architecture, engineering, and design requirements, including any local building code requirements. If this document is not reviewed and the product is not approved for use by a licensed design professional, the customer agrees that the detail may contain substantive flaws requiring correction, and hereby releases Tremco CPG Inc. from any and all liability related to the design and installation of the product. This detail is subject to change without notice. Contact Tremco to ensure you have the most recent version.

Backstop® NTX™ Air/Water-Resistive Barrier

 Dryvit Technical Support: 800-556-7752	Detail: Roof Scupper				File Name:		 Construction Products Group
	Drawn by: HDE	Checked by: CW	Scale: NTS	Date: 10/10/2023	AWB 21		
www.tremcocpg.com							



TREMCO DYMONIC 100 OPTION





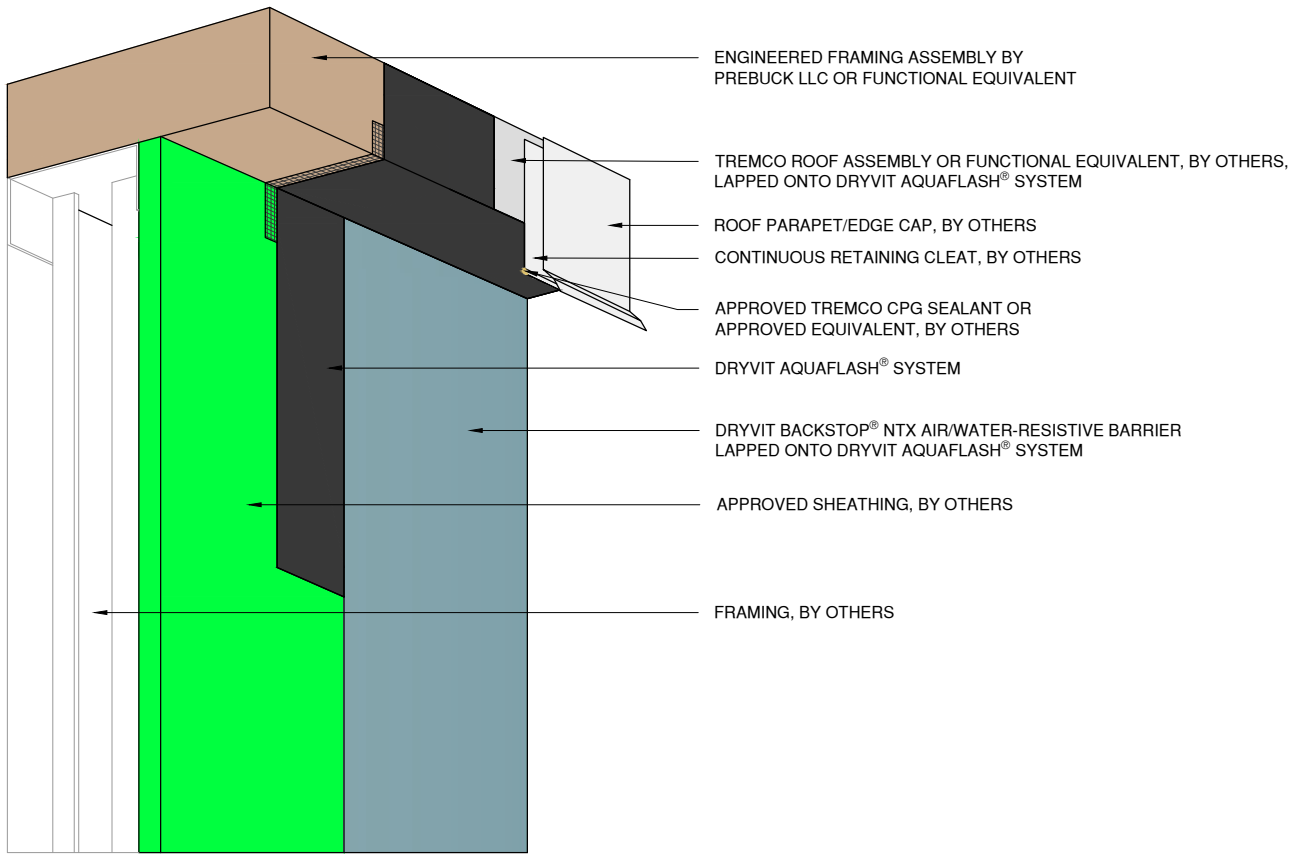
NOTE:

1. REFER TO PRODUCT DATA SHEETS FOR SPECIFIC APPLICATION METHODS.

This detail is for general informational purposes only. The project design professional determines, in its sole discretion, whether this detail or a functionally equivalent detail is best suited for the project with respect to any architecture, engineering, and design requirements, including any local building code requirements. If this document is not reviewed and the product is not approved for use by a licensed design professional, the customer agrees that the detail may contain substantive flaws requiring correction, and hereby releases Tremco CPG Inc. from any and all liability related to the design and installation of the product. This detail is subject to change without notice. Contact Tremco to ensure you have the most recent version.

Backstop® NTX™ Air/Water-Resistive Barrier

 Dryvit Technical Support: 800-556-7752	Detail: Penetrations				File Name:		 Construction Products Group
	Drawn by: HDE	Checked by: CW	Scale: NTS	Date: 10/10/2023	AWB 22		
www.tremcocpg.com							



This detail is for general informational purposes only. The project design professional determines, in its sole discretion, whether this detail or a functionally equivalent detail is best suited for the project with respect to any architecture, engineering, and design requirements, including any local building code requirements. If this document is not reviewed and the product is not approved for use by a licensed design professional, the customer agrees that the detail may contain substantive flaws requiring correction, and hereby releases Tremco CPG Inc. from any and all liability related to the design and installation of the product. This detail is subject to change without notice. Contact Tremco to ensure you have the most recent version.

Backstop® NTX™ Air/Water-Resistive Barrier

Detail: Transition at Roof Parapet/Edge				File Name:	
Drawn by: HDE	Checked by: CW	Scale: NTS	Date: 10/10/2023	AWB 23	
www.tremcocpg.com					



Dryvit Technical Support: 800-556-7752



Construction Products Group